

BAJARACK WARRANTY



This Limited Warranty covers BajaRack products and all accessories for a period of 2 years from the date of purchase to the original owner of the product and does not apply once the equipment is sold or transferred to another person.

This Warranty does not cover the cost of removal of reinstallation or the product. BajaRack warrants (subject to conditions listed in this warranty) all products to be free of manufacturing defects in materials and workmanship.

Warranty claim requirements

The claim has to be submitted during the warranty period at the place of purchase or directly at our corporate office located:



BajaRack Adventure Equipment
2275 Michael Faraday Drive, Suite 6
San Diego, CA 92154 USA
Phone Number: 760-621-0171

On your product you will find a label with a serial number. If you remove this label, please save the serial number in a safe place. You will need it if you want to make a warranty claim in the future. Any cost incurred to transport the defective product "to and from" will be the customer's responsibility.



Warranty resolution

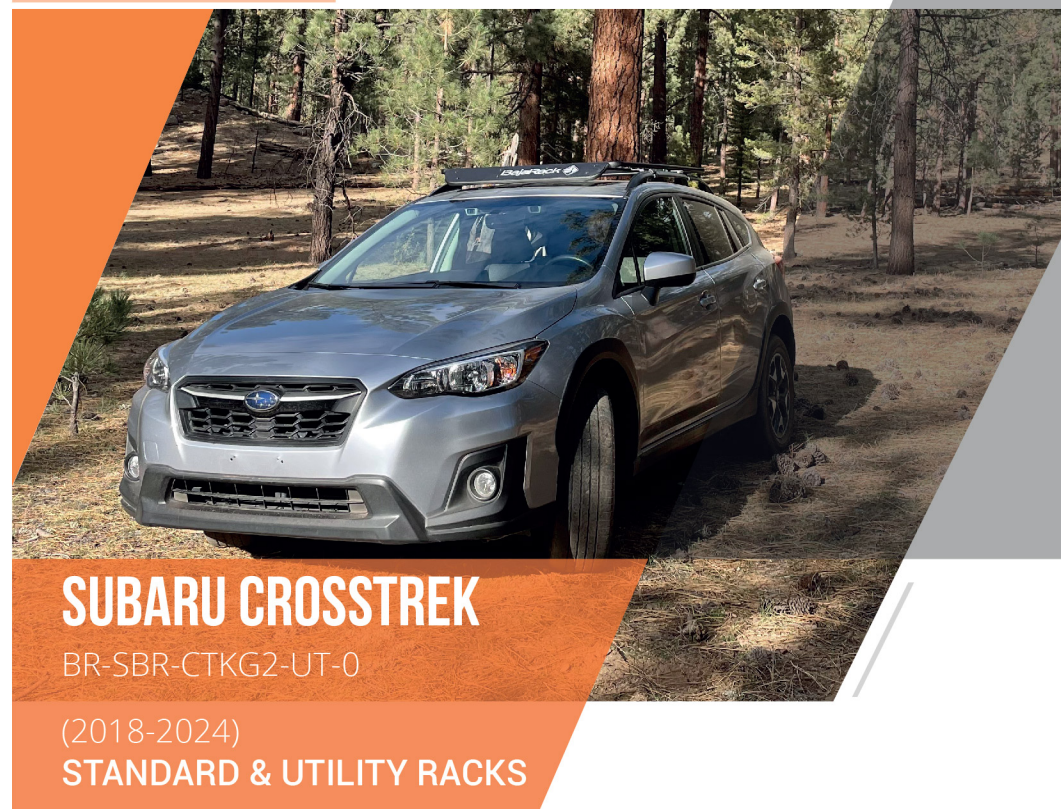
Subject to BajaRack inspection of the product, the company will remedy defects in materials and/or workmanship by repairing or replacing, at BajaRack's option, the defective product without charge for parts or labor, subject to the limitations and exclusions described in this warranty. BajaRack may elect, at its option, not to repair or replace a defective product, in which case BajaRack will issue to the original retail purchaser, at BajaRack's option, either a full refund equal to the purchase price paid for the product, or a credit to be used toward the purchase of new BajaRack products or accessories.

Limitations of Liability

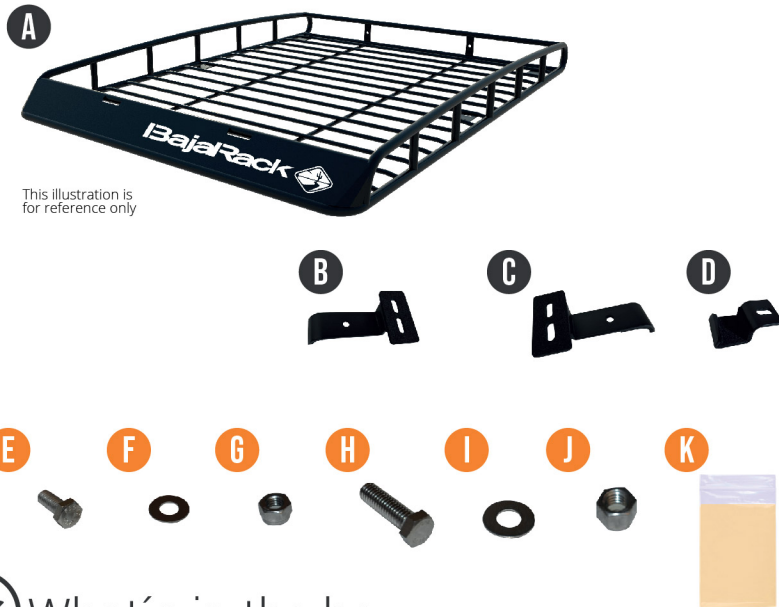
BajaRack is not liable for damage caused by shipping or transport of BajaRack products. It is the responsibility of the original retail purchaser to inspect all products prior to acceptance and to notify the shipping carrier in a timely manner so that any claim for damages can be made. If timely notification to the shipping carrier by the original retail purchaser is not made regarding damage caused during the transport of the product, a claim for damages may not be possible, and all liability falls to the original retail purchaser. This warranty does not apply if accident, abuse, misuse, collision, overloading, modification, misapplication, improper installation, or improper service has damaged the Product.

BAJARACK SHALL NOT BE LIABLE FOR ANY DIRECT, INDIRECT, CONSEQUENTIAL, INCIDENTAL, SPECIAL, EXEMPLARY, OR PUNITIVE DAMAGES OR FOR ANY OTHER DAMAGES OF ANY KIND OR NATURE [NO PERIOD.] (INCLUDING, BUT NOT LIMITED TO, LOST PROFITS, DOWN TIME OR LOSS OF USE) UNDER ANY LEGAL THEORY, EVEN IF BAJARACK WAS ADVISED OF THE POSSIBILITY OF SUCH DAMAGES. BAJARACK'S SOLE LIABILITY IS LIMITED TO THE REMEDY SET FORTH ABOVE.

BajaRack reserves the right to change Product design without notice.



RACK COMPONENTS



What's in the box

- A) Rack (1x)
- B) Front Brackets AD & AP (2x)
- C) Back Brackets BD & BP (2x)
- D) Support Plates (4x)

- E) 5/16"-18 x 3/4" Stainless Steel Hex Cap Screw (8x)
- F) 5/16" -18-8 Stainless Steel Small OD Flat Washer (16x)
- G) 5/16" -18 NE 18-8 Stainless Steel Nylon Insert Lock Nut (8x)
- H) 3/8" -16 x 1-1/4" Grade 18-8 Stainless Steel Hex Cap Screw (4x)
- I) 3/8" -18-8 Stainless Steel Small OD Flat Washer (8x)
- J) 3/8" - 16 Grade 18-8 NE Stainless Steel Nylon Insert Lock Nut (4x)
- K) Grease, for use with all bolts with lock nuts (1x)

Recommended Tools

- 9/16" ratchet wrench for installation
- 9/16" ratchet tool for support
- 1/2" ratchet wrench for installation
- 1/2" ratchet tool for support

Tips and recommendations (please read)

- Please Install the Rack with the help of a friend.
- The load limit of your rack is 300lb please do not exceed.
- Your Rack is an accessory; it is not protection for rollovers

INSTALLATION STEPS

- 1 Place the rack upside down and proceed to install the front bracket B) (AD driver side) and back bracket C) (BD driver side) on one side of the rack, using E) Hex Cap Screw, F) Flat Washer, F) Flat Washer, G) Lock Nut and precede with the other side of the rack front bracket B) (AP passenger side) and back bracket C) (BP passenger side).



Note: apply K) Grease to the bolts, do not tighten the bolts and nuts leave them loosely.

- 2 Once both sides of the rack have the brackets, measure the front brackets B) they need to be at 43" center to center, measure the back brackets they need to be at 41.5" center to center.



- 3 With help of a friend proceed to put the rack on top of the side rails of the vehicle, the front brackets B) they need to be at 5" from the opening of the side rail of the vehicle.



INSTALLATION STEPS

- 4 Proceed to install support plate D) under front bracket B) and bracket C) hugging the side rail, using H) Hex Cap Screw, I) Flat Washer, I) Flat Washer, J) Lock Nut.

Note: apply K) Grease to the bolts, do not tighten the bolts and nuts leave them loosely.



- 5 Proceed to tighten the bolts from D) support plate under front bracket B) and bracket C) hugging the side rail, first the driver side, and next to the passenger side, tighten the bolts on the rack using the same procedure.



ENJOY
— YOUR NEW —
BAJARACK
ROOF RACK!

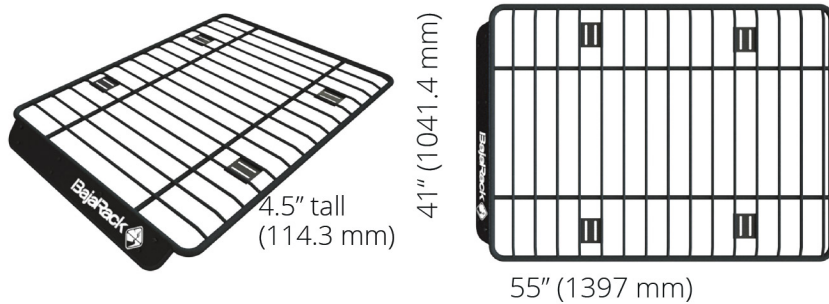


TECHNICAL SPECIFICATIONS

CROSSTREK

BR-SBR-CTKG2-UT-0

Utility Flat Rack



This Rack comes as one piece and includes all mounting brackets, stainless steel hardware, and aluminum wind deflector.

Material and Thickness: 1" (25.4mm) and 1/2" (12.7mm) Steel tubing

Wind Deflector: .062" (1.57mm) 5050-H32 Aluminum

Finish: Epoxy primer (rust inhibitor) with black powder coating

Rack weight: 49 Lb (22.22 Kg)

Weight Capacity: 300 Lb (136 Kg)

Measurements: 41" (1041.4 mm) Wide x 55" (1397 mm) Long x 4.5" (114.3 mm) tall

Cargo area: 15.65ft²

Mounting method: Mounting brackets (4)

COMPATIBLE ACCESSORIES



Fuel Can Holder



Axe & Shovel mount for flat racks



Awning mount for flat racks (2 pieces)



Tent Plates



Hi-Lift mount for flat racks



Light Clamp mount



Maxtrax mount for flat racks



Water Can Holder



Tire mount



Yakima & Thule Accessory mount (2 pieces)



Yakima & Thule Accessory mount (4 pieces)