

# BAJARACK WARRANTY



This Limited Warranty covers BajaRack products and all accessories for a period of 2 years from the date of purchase to the original owner of the product and does not apply once the equipment is sold or transferred to another person.

This Warranty does not cover the cost of removal of reinstallation or the product. BajaRack warrants (subject to conditions listed in this warranty) all products to be free of manufacturing defects in materials and workmanship.

## Warranty claim requirements

The claim has to be submitted during the warranty period at the place of purchase or directly at our corporate office located:



**BajaRack Adventure Equipment**  
2275 Michael Faraday Drive, Suite 6  
San Diego, CA 92154 USA  
Phone Number: 760-621-0171

On your product you will find a label with a serial number. If you remove this label, please save the serial number in a safe place. You will need it if you want to make a warranty claim in the future. Any cost incurred to transport the defective product "to and from" will be the customer's responsibility.



## Warranty resolution

Subject to BajaRack inspection of the product, the company will remedy defects in materials and/or workmanship by repairing or replacing, at BajaRack's option, the defective product without charge for parts or labor, subject to the limitations and exclusions described in this warranty. BajaRack may elect, at its option, not to repair or replace a defective product, in which case BajaRack will issue to the original retail purchaser, at BajaRack's option, either a full refund equal to the purchase price paid for the product, or a credit to be used toward the purchase of new BajaRack products or accessories.

## Limitations of Liability

BajaRack is not liable for damage caused by shipping or transport of BajaRack products. It is the responsibility of the original retail purchaser to inspect all products prior to acceptance and to notify the shipping carrier in a timely manner so that any claim for damages can be made. If timely notification to the shipping carrier by the original retail purchaser is not made regarding damage caused during the transport of the product, a claim for damages may not be possible, and all liability falls to the original retail purchaser. This warranty does not apply if accident, abuse, misuse, collision, overloading, modification, misapplication, improper installation, or improper service has damaged the Product.

BAJARACK SHALL NOT BE LIABLE FOR ANY DIRECT, INDIRECT, CONSEQUENTIAL, INCIDENTAL, SPECIAL, EXEMPLARY, OR PUNITIVE DAMAGES OR FOR ANY OTHER DAMAGES OF ANY KIND OR NATURE [NO PERIOD.] (INCLUDING, BUT NOT LIMITED TO, LOST PROFITS, DOWN TIME OR LOSS OF USE) UNDER ANY LEGAL THEORY, EVEN IF BAJARACK WAS ADVISED OF THE POSSIBILITY OF SUCH DAMAGES. BAJARACK'S SOLE LIABILITY IS LIMITED TO THE REMEDY SET FORTH ABOVE.

BajaRack reserves the right to change Product design without notice.



## JEEP JL


BR-JPSR-JL4D-0

(2018-2023)

STANDARD ROOF RACK



# RACK COMPONENTS



## What's in the box

A) Rack	(1x)
B) Rain Gutter Bracket	(6x)
C) Clamp	(6x)

D) 5/16" x 3/4" Hex Cap Screw	(12x)
E) 5/16" OD Flat Washer	(24x)
F) 5/16" Nylon Insert Lock Nut	(12x)
G) 5/16" Cup point screw	(6x)
H) 3/8" Nylon Insert Lock Nut	(6x)
I) 3/8" OD Flat Washer	(6x)
J) 5/16" Nut	(6x)
K) Grease, for use with all bolts with lock nuts	(1x)

### Recommended Tools

- 1/2" wrench for installation
- 1/2" socket for ratchet tool
- 9/16" wrench for roof bolts
- 4mm Allen wrench

### Tips and recommendations (please read)

- Please Install the Rack with the help of a friend.
- The load limit of your rack is 200lb please do not exceed.
- Your Rack is an accessory; it is not protection for rollovers

# INSTALLATION STEPS

- 1 Take components out of box, and lay the rack (A) upside down on a flat surface (table) that is narrower than the rack so the outer welded plates of the rack overhang. Then, locate all 6 Rain Gutter Brackets (B). - To install all 6 brackets (B) you will need washers (E), bolts (D), nuts (F), a ratchet tool with a 1/2" socket, and a 1/2" wrench.



- 2 For each Bracket (B), first, insert a washer (E) onto the bolt (D). Insert bolt/washer (D/E) through the rack (A) and Bracket (B) on the fourth notch. Then place another washer (E) and then the locknut (F) over the bolt (D) and hand tighten.

**Note:** Please use grease (K) before tightening bolts and locknuts.

- 3 Once all 6 roof brackets (B) are in place and secured, get the help of another person (Friend) and place the rack (A) on top of the roof so that the brackets (B) align over the rain gutters.



- 4 At each Bracket (B), insert the bracket clamp (C) around the rain gutter bracket (B), add washer (I), place locknut (H), and then insert nut (J), to coincide with the hole for the rack bracket and insert cup point screw (G) and tighten with the hand. Repeat for each bolt.



## INSTALLATION STEPS

Note. It's recommendable add some grease (K) over clamps threaded before tightening the nut.



- 5 When all mounts are in position, tighten well using the ratchet and wrench. At each bracket, tighten clamps with 9/16" and tighten cup point screw with 4 mm allen wrench.

Note: Ensure that all bracket clamps are tight and that the roof rack is not loose (give it a good shake)




**ENJOY**  
— YOUR NEW —  
**BAJARACK**  
ROOF RACK!

# TECHNICAL SPECIFICATIONS

## JEEP JL


BR-JPSR-JL4D-0

Standard Basket Rack



3" tall  
(76.2 mm)

53" (1346.2 mm)



60" (1524 mm)

This Rack comes as one piece and includes all mounting brackets, stainless steel hardware, and aluminum wind deflector.

**Material and Thickness:** 1" (25.4mm) and 1/2"(12.7mm) and 3/4"(19.05mm) Steel tubing

**Wind Deflector:** 0.062" (1.57mm) 5050-H32 Aluminum

**Finish:** Epoxy primer (rust inhibitor) with black powder coating

**Rack weight:** 50Lb (22.67kg)

**Weight Capacity:** 200Lb (90.71 kg)

**Measurements:** 53" (1346.2 mm) Wide x 60"(1524 mm) Long x 3" (76.2 mm) Tall

**Total Height (Top of roof to top of rack):** 5.25"

**Mounting method:** Rain gutter mounts (6 total)

# COMPATIBLE ACCESSORIES



Fuel Can Holder



Axe & Shovel mount for 3" height racks



Awning mount for 3" height racks (2 pieces)



Tent Plates



Hi-Lift mount for 3" height racks



Light Clamp mount




Maxtrax mount for 3" height racks



Tire mount



Water Can Holder



Yakima & Thule Accessory mount (2 pieces)



Yakima & Thule Accessory mount (4 pieces)