


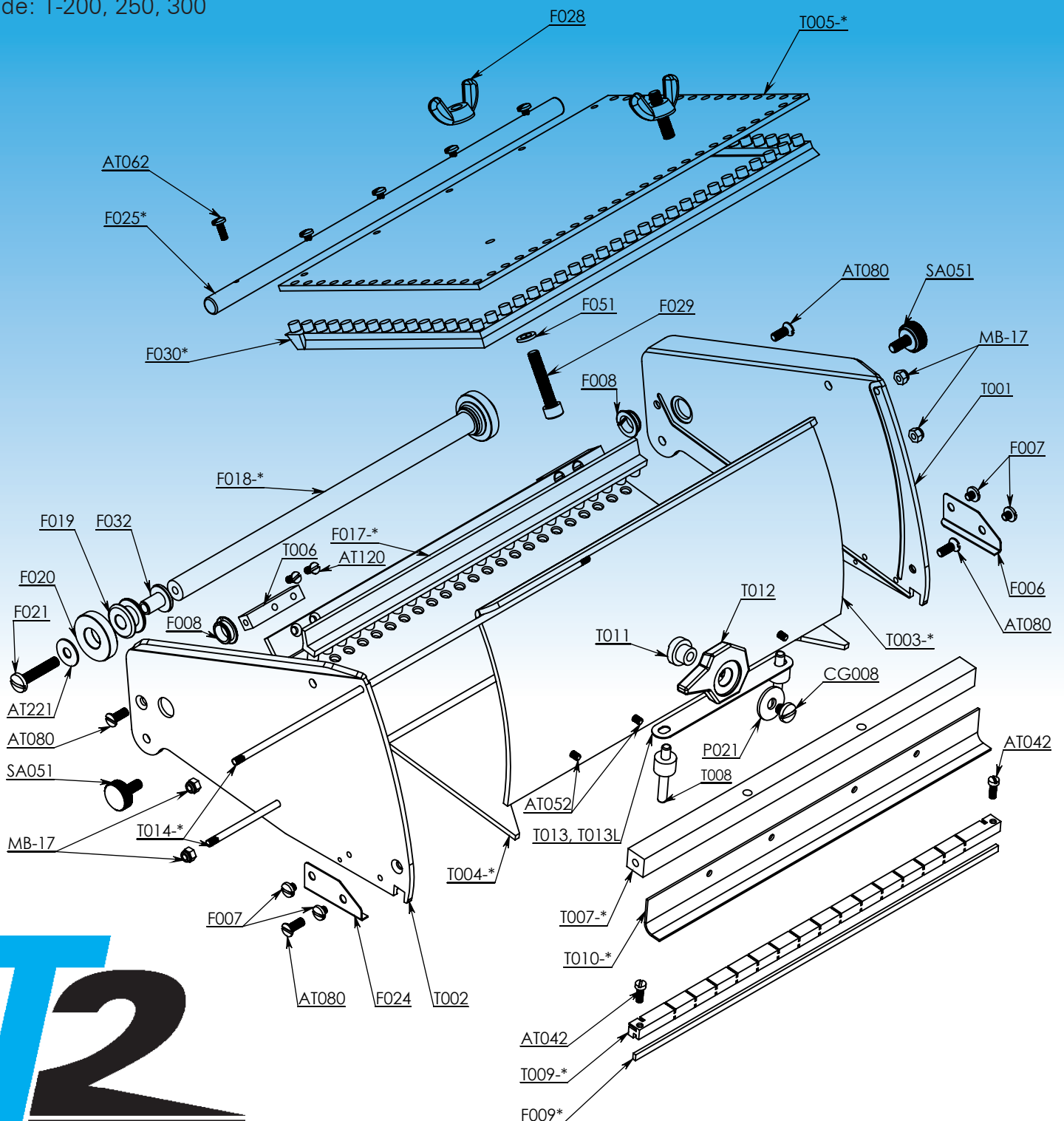


T2 Flat Boxes

The Tapepro T2 Flat Boxes are designed to apply joint compound to all flat recess and butt joints, automatically crowning the joint and feathering the edges. The coat thickness is controlled by a cam adjuster on the front of the box; more spring pressure results in a lighter coat.

The T2 Flat Boxes are designed to be used with the Tapepro range of flat box handles, both fixed length and extendable, and can be filled by hand or with the Tapepro Loading Pump and Flat Box Filler.

Code: T-200, 250, 300





LOADING THE TAPEPRO T2 BOXES

To fill the flat box with a loading pump:

First attach a flat box handle. Holding the flat box, pull back on the handle to open the pressure plate (lid). Fill the box as usual using the FBF attachment.

To fill by hand:

Unscrew the thumb screws in the side plates so that they clear the inside of the box. Open the lid fully and fill the flat box by hand. Close the lid and secure with the thumb screws.

USING THE TAPEPRO T2 BOXES

Set initial blade tension using the cam adjuster. Check and adjust after first 300mm of use.

Set the box at a slight angle from the handle and apply the brake so the head remains stationary.


Place the Tapepro Flat Box on the joint and while applying pressure, release the brake allowing the box and the handle to find its own natural position.

Run the machine along the joint applying pressure evenly to ensure a consistent finish.

Reapply the brake toward the end of the joint.

Remove the box from the wall in a sweeping motion about 500mm from the end of the joint.

Using the same technique, turn around, and coat the remaining 500mm of the joint.



CLEANING

Your Tapepro Flat Box should be cleaned after every use to maximise lifespan and maintain optimal performance, using water and a stiff brush.

MAINTENANCE

Lubricate as necessary with silicone spray lubricant.

As the steel blade wears, adjust the height so that it remains 0.5mm above the skid. Bend replacement blades into a slight "W" shape.

All replacement parts are available from your local plasterboard distributor or Tapepro Drywall Tools.

For your nearest distributor please visit our website:

www.tapepro.com or call Tapepro Drywall Tools on +61 7 5520 6022.

For further information contact: TAPEPRO DRYWALL TOOLS

Phone: +61 7 5520 6022 | Fax: +61 7 5520 5973 | Email: info@tapepro.com | Website: www.tapepro.com