

Split-Core Current Transducer IDCS36S

DC/AC current sensor, IDCSXXXS series, applying with accurate laminating split-core technology and Open-Loop technology, has a strong durability and a good stability of error in low current and external vibration or shock.



Features

- One touch split core structure
- Isolation measurement CATIII
- Three Installation type:
Panel mounting / DIN rail mounting / Cable tie mounting
- Insulating plastic case recognized under UL94-V0
- Complied with CE and RoHSIII

Applications

- Uninterruptible Power Supplies (UPS)
- Monitoring and measuring Power supplies for Telecom
- Switched Mode Power Supplies (SMPS)
- Battery supplied applications
- Chopper / Inverter monitoring
- DC Power Meter

Advantages

- Low power consumption with high accuracy
- Easy mounting by Split-core structure
- No insertion losses
- DC Immunity

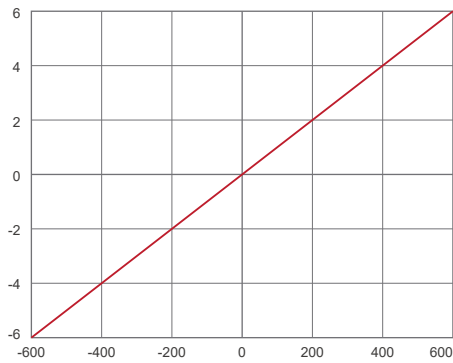
Specification

| SPEC \ MODEL | IDCS36S -300 | IDCS36S -400 | IDCS36S -500 | IDCS36S -600 | IDCS36S -800 |
|--|--|-----------------|-----------------|-----------------|-----------------|
| Rating Current | 300A | 400A | 500A | 600A | 800A |
| Maximum Current | 400A | 600A | 750A | 900A | 960A |
| Output Voltage | ±4 V, 0.5% at rated current(F.S) RL=10KΩ | | | | |
| Offset Voltage | ±20 mV max | | | | |
| Noise Level | < 10mVp-p | | | | |
| Output Linearity | ±0.5% rated current(F.S) | | | | |
| Hysteresis (FS→0) | ±15mV | | | | |
| Power Supply | ±15V (±5%) 25mA | | | | |
| di/dt Response Time | 2 μ sec (Typ.) at di/dt=F.S/μ sec | | | | |
| Output voltage temperature coefficient | Typ ±0.05% / °C Max ±0.6% / °C | | | | |
| Residual voltage temperature coefficient | ±0.5mV / °C | | | | |
| Insulation Withstand Voltage | AC 1500V / 1min. | | | | |
| Insulation Resistance | DC 500V / 500MΩ max | | | | |
| Operating Condition | -25°C~+75°C, 85% RH non-condensing | | | | |
| Storage Condition | -35°C~+90°C, 85% RH non-condensing | | | | |
| Standard lead wire | 400mm, 26AWG * 4C | | | | |

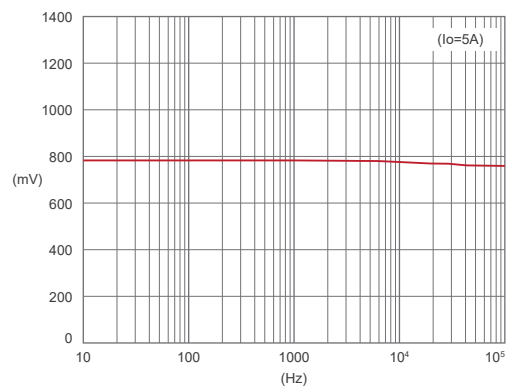
Split-Core Current Transducer IDCS36S

Graphs

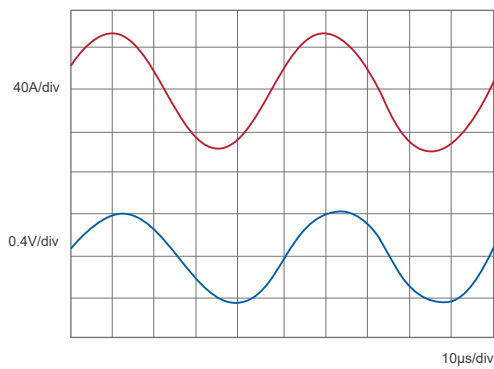
Output Voltage Characteristic



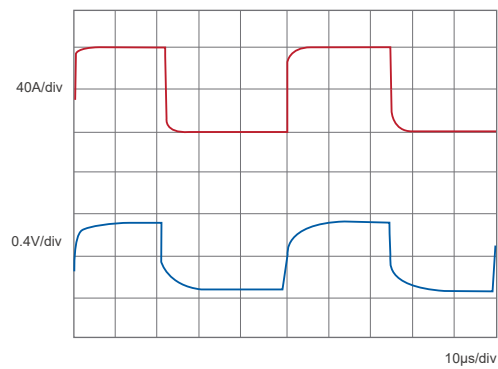
Frequency Characteristic



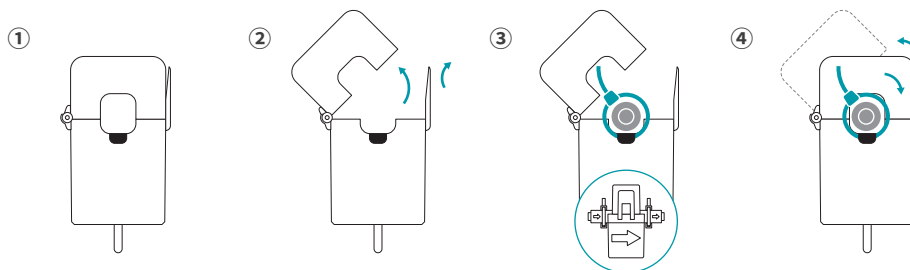
Output Wave-1



Output Wave-2

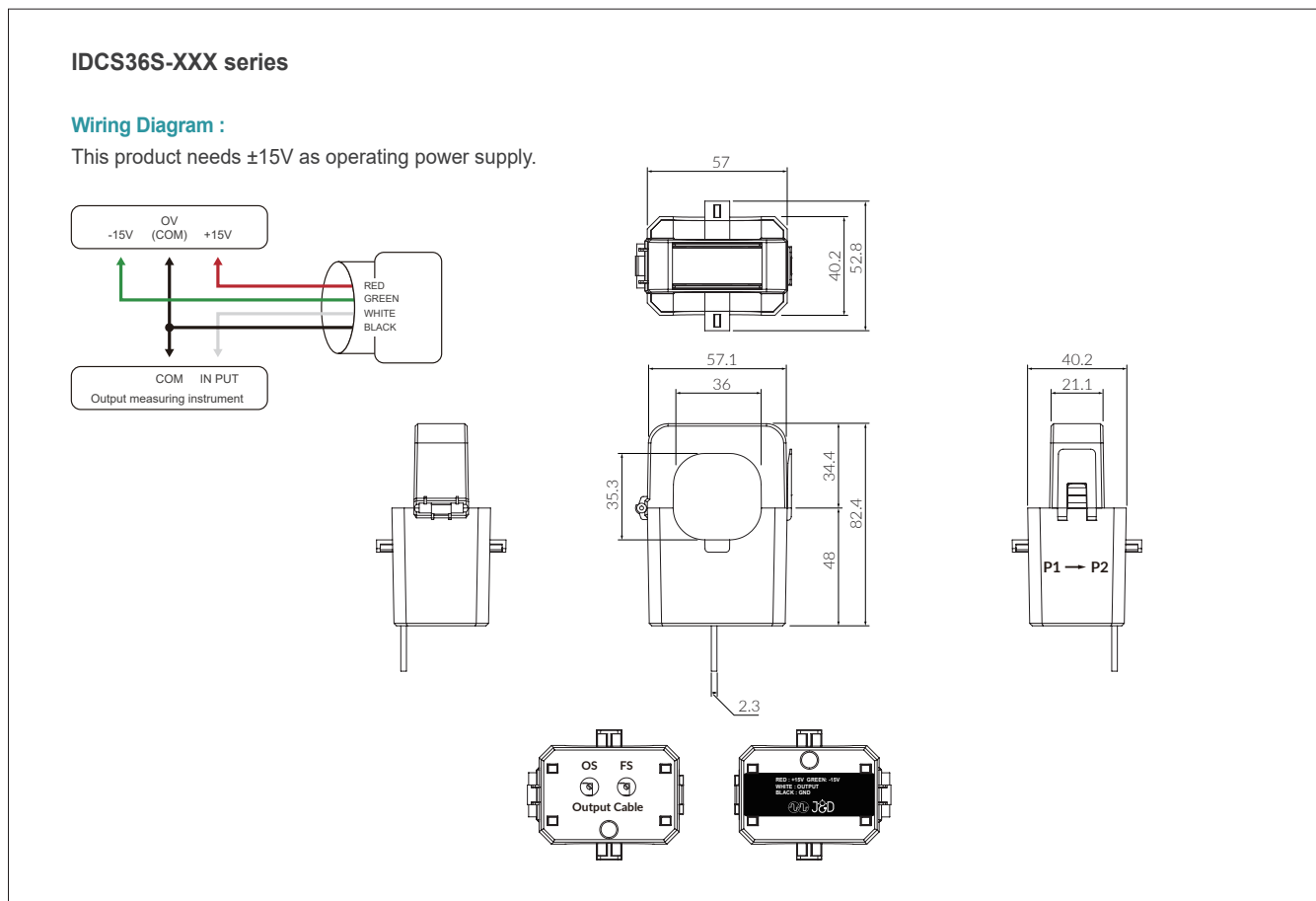


How to use



Split-Core Current Transducer IDCS36S

Dimensions IDCS36S (in mm)



Safety

The J&D CTs are UL/EN 61010-1, CE, RoHS compliant and certified, are also conformed up to Pollution degree 2, 600Vac CAT III rated devices.



Please be sure that Failure to follow these instructions can result in serious injury and/or cause damage. The transducer shall be used in electric/electronic equipment in accordance with the operating instructions of all related systems and component manufacturers with respect to applicable standards and safety requirements.

Follow corresponding national regulations and safe electrical work practices.

This equipment must only be installed and serviced by qualified personnel. And the qualified personnel is one who has skills and knowledge related to the construction and operation of this electrical equipment and installations, and has received safety training to recognize and avoid the hazards involved.

In addition, the installation and maintenance shall be done with the main power supply disconnected except if there are no hazardous live parts in or in close proximity to the system and if the applicable national regulations are fully observed.



When operating the transducer, there may be dangerous active voltages (e.g. primary conductor) in certain parts of the module. Users should make sure to take all necessary steps to protect against electric shock. The transducer is a built-in device containing conductive parts that are inaccessible after installation.

Therefore, a protective enclosure or additional insulation barrier is necessary.

Safe and trouble-free operation of this converter can only be guaranteed if transport, storage and installation are carried out correctly and operation and maintenance are carried out carefully.

Split-Core Current Transducer IDCS36S

Remark

- V_o is positive when I_p flows in the direction of the arrow. (o : output, p : primary current)
- Temperature of the primary conductor should not exceed 75°C(167°F).
- Dynamic performances (di/dt and delay time) are the best with a single bar when the primary hole is completely filled.
- By hysteresis of core, offset drift occurs proportionally to the over-current higher than rating value.
- The output value fluctuates upon the various factors, so it is recommended to use the current range higher than 5% of the rated current.
- Do not use the product over the maximum current continuously.

Attention

Contact areas (air gap) must be kept clean (particle free) to ensure proper performance.