



STORYTIME!

6 Experiences to Instill Confidence and Creativity!

Did you know studies show fewer than half of children in the U.S. from birth to five years are read to each day by a family member and, according to a University of Texas at Houston Study, 37% begin Kindergarten without the skills necessary for lifetime learning?

The good news? Studies also show grandparents can have a significant impact on a child's academic, psychological and social development. A grandparent's affection alone can result in a higher level of self-confidence! Just think what an impact you can have with engaging experiences shared around storytime.

Hello, friend!

I'm Tammy Kersey at Tale Wagger Stories, and I'm so excited you grabbed a copy of our Storytime Tips!

I hope these tips will help you create storytime moments that inspire action and questions!

Why? Because when children have the opportunity to become comfortable in their own creativity and learn that their thoughts and ideas have value, those experiences create a foundation for self-confidence, success and, ultimately, happiness.

As a proud parent of adult children, I look forward to the day when I will welcome a new grandchild into the world. I can just imagine the adventures we will have – and the opportunities to positively influence a precious new life with something as simple as storytime!

Even if our grandchildren live far away, today's technology options allow us to easily connect.

I know you'll have more ideas, but here are a few to get you started! Let's dive in!



6 TIPS TO GET YOU STARTED!

#1 – SPARK A LOVE FOR LANGUAGE


Young children love repetition! For books that have tongue twisters and funny words, take the time to repeat and exaggerate the words. Ask your grandchild what the word means. How does it make them feel? Can they use it a different way? And just have fun saying the words together!

#2 – MAKE IT UNEXPECTED!

Choose an unconventional place for storytime. Then make it a routine that they'll love. Let your little ones suggest and choose the location. Or, have them imagine what they would like your storytime location to be and then create it together. Be sure to listen and implement their ideas!

#3 – BRING A PROP!

Is there an object that is central to the story you're going to read? Create some anticipation. Let your grandchildren in on the plan! Have them choose the object they would like to use to mimic the action in the story.



Story Example!

What the Dickens?!?!: The Tale of a Rascally Pup just begs for you to bring a prop! Why? Our rascally pup's laser focus on Grandma's handkerchief creates all manner of chaos. Join in the fun with a hankie or washcloth!

Learn more at TaleWaggerStories.com/dickensdetails!

#4 – ROLE PLAY!

Everyone loves dress-up! This is great for a well-loved, familiar story. Choose a simple costume prop(s) to represent the character(s) in the story...a hat, a magic wand, a cape. You get the idea! Use your prop, make your voices sound like your character, and have fun!



#5 – WHAT IF?

Listen for possible “sequels” in the story that you are reading. Prompt your grandchild to make up an extension to the story and tell you what they imagine happening. If the ending were different, what would it be? If the main character chose a different path, how would it affect the story? Anything goes!

#6 – TRUE STORIES!


Believe it or not, nothing is as intriguing as YOUR stories. Give a glimpse into their family history. Memories of the day they were born, or their parent was born. Endless options for beautiful connections!



Need a few easy, ready-to-go stories to get you started? We have you covered!

Tale Wagger Stories' very own Rascally Pup Learns and Grows series is written with storytime goals in mind, to make it easy!

Find us at TaleWaggerStories.com




What the Dickens?!?!: The Tale of a Rascally Pup

- Our new pup hasn't learned his manners yet, but prim and proper Grandma is coming to visit.
- Through uproarious interactions with Grandma, our pup begins to learn how to be a helpful member of the family.
- **TIP:** *The puppy's obsession with Grandma's handkerchief creates a natural story activity. Children can mimic the action in the story with a washcloth or handkerchief...or interpret the emotions in the story.*

Golly-Ooodle-Lolly!: One Fine Day with a Rascally Pup

- New Release!
- Our rascally pup is growing up! He's learned boring command words like “sit” and “stay”.
- Now he's really listening and realizing there's so much more to say!
- **TIP:** *Golly-Ooodle-Lolly! Is packed with words to make children laugh and ask what they mean. Download our free "What the Dickens does that Mean?! Cheat Sheet" and get ready for the questions and the fun! (Link included in the book.)*



Now for the fun part!

I hope you have found value, inspiration and easy ideas to help the little ones in your life develop a foundation of confidence and creativity through books and reading!

Grandma, you're on! Ready to transform storytime to something truly special that will create lifelong memories AND a lasting impact on their lives.



Find a cozy space, settle in with your grandchild, a fun book, a good idea or two, and let the adventure (and SHHH...learning) begin.

Want even more ideas? Check out my
Help Raise Ravenous Readers! 15 Easy, Actionable Ideas
Find them at TaleWaggerStories.com/15ideas.

Please share your stories! Did these tips help? Did they spark another amazing idea? Most importantly - were you able to connect with your grandchild in a new and meaningful way? I would love to hear all about it!

Email me at Tammy@TaleWaggerStories.com, or message me via my website at TaleWaggerStories.com.

Happy Storytimes!

Tammy Kersey & the Tale Wagger Team

Tammy Kersey's
Tale Wagger Stories™

Inspiring active storytimes and language curiosity.
Empower a child. Share a story.



TaleWaggerStories.com



[@TaleWaggerStories](https://www.facebook.com/TaleWaggerStories)



[@TaleWaggerStories](https://www.instagram.com/TaleWaggerStories)