



FIND YOUR RING SIZE

To find your ring size, print this guide with page scaling set to 100%. Choose a ring that fits the same finger on which you intend to wear your new ring and place it over the circles below. Match the inside of your ring to the circle nearest in size, making sure all of the black line is visible. If the ring is between two sizes, select the larger size.



14.9 mm




15.3 mm



15.7 mm



16.1 mm



16.5 mm




16.9 mm



17.3 mm




17.7 mm



18.1 mm




18.5 mm



19.0 mm




19.4 mm



19.8 mm




20.2 mm



20.6 mm



21.0 mm



21.4 mm



Measure the above bar to ensure it has printed exactly 2 inches or 50 mm long. If measurement is not accurate, ring size measurement will not be completed properly.

