

Project		Catalog #		Type	
Prepared by		Notes		Date	



HALO

RA3 | Selectable CCT

3-inch Directional LED retrofit module with SeleCCTable switch

Typical Applications

Residential

Interactive Menu

- Order Information [page 2](#)
- Product Specifications [page 2](#)
- Photometric Data [page 3](#)
- Energy & Performance Data [page 3](#)
- Product Warranty

Product Certification



Refer to ENERGY STAR® Certified Products List.
Can be used to comply with California Title 24 High Efficiency requirements.
Certified to California Appliance Efficiency Database under JAB.

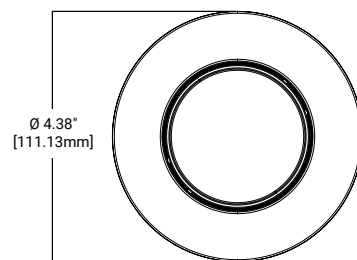
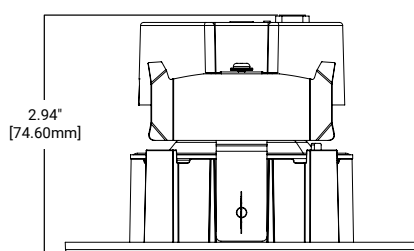
Product Features



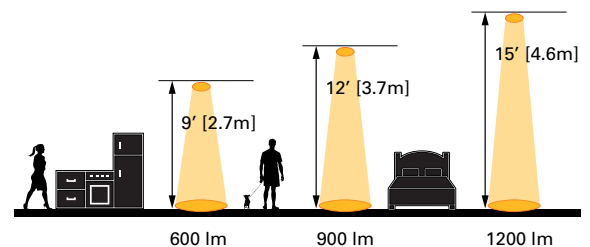
Top Product Features

- Adjustable gimbal offers 35-degree tilt and up to 360-degree rotation
- Select from 5 CCTs via switch; 2700K, 3000K, 3500K, 4000K, 5000K CCT
- 600 lumen series
- Use with 3" housings with screw-base adapter included
- Dimmable down to 5%

Dimensional and Mounting Details



Scale



Order Information*

SAMPLE ORDER NUMBER: **RA3059FS1EWHR**

A complete luminaire consists of a housing, and LED module, order separately.

Models	Lumens	CRI/CCT	Driver	Finish	Packaging
RA3= 3-Inch directional retrofit LED module	05 = 500 lumens (nominal)	9FS = 90 CRI minimum, field selectable CCT (2700K, 3000K, 3500K, 4000K, 5000K)	1E = 120V 60Hz, LE & TE phase cut 5% dimming	WH = Matte white baffle	R = Recyclable 4-color unit carton suitable for point of purchase merchandising display

Housing Compatibility

Compatible Halo LED Housings with LED luminaire connector

Halo LED 3-inch

- H35RICAT** = 3" LED, Shallow Recessed New Construction Housing
- H35RICAT** = 3" LED, Shallow Recessed Remodel Housing

Product Specifications

CCT Select System

- Use the switch to choose between 2700K, 3000K, 3500K, 4000K, and 5000K CCT

Module - Trim

- Module construction includes LED array, heat sink, reflector, lens, baffle and trim ring
- Regressed baffle
- Heat sink designed to conduct heat away from the LED array, keeping the junction temperatures below specified maximums, even when installed in insulated ceiling environments
- Up to 360-degree rotation
- 35-degree tilt

LED Array

- Mid power LED array provides a uniform source with high efficiency and no pixilation
- 90 CRI minimum, R9 greater than 50
- Color accuracy at 4 SDCM in between endpoints, provide color accuracy and uniformity.
- Color Temperature (CCT) has a selectable range from 2700K to 5000K (factory default 3000K)

Optical Assembly

- Regressed lens
- Impact-resistant polycarbonate
- Convex form and lamp-like appearance
- Diffuse for even illumination

Driver

- Integral 120V 60 Hz constant current driver provides noise free operation
- Continuous, flicker-free dimming from 100% to 5%
- Inline electrical quick connect and E26 adapter (provided) provides mains connections
- See Dimming Guide for compatible dimmers

Retention

- Precision formed spring blades secure module with friction fit to compatible housings.
- Friction blade design allows the RA4 to be installed in any position within the housing aperture (360 degrees)

Gaskets

- Closed cell gaskets achieve restrictive airflow requirements without additional caulking

Compliance

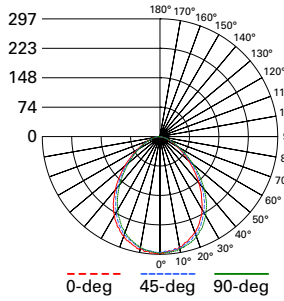
- UL Certified
- Damp location listed
- EMI/RFI emissions per FCC 47CFR Part 15 consumer limits
- Contains no mercury or lead and RoHS compliant
- Photometric testing in accordance with IES LM-79-08
- Lumen maintenance projections in accordance with IES LM-80-08 and TM-21-11
- Can be used for State of California Title 24 high efficacy luminaire compliance. Complies with Title 24 JA8-2016-E
- Can be used International Energy Conservation Code (IECC) high efficiency luminaire compliance
- ENERGY STAR® listed, reference database for current listings

Warranty

Five year limited warranty, consult website for details. www.halolighting.com.

Photometric Data

[View IES files](#)



RA3059FS1EWH - 3000K

Spacing criterion: (0-180) 1.14
(90-270) 1.13
(Diagonal) 1.19

Beam Angle: 85°
Field Angle: 140°
Lumens: 585
Input Watts: 7.36 W
Efficacy: 79.5 LPW
Test Report:
RA3059FS1EWH.ies

Zonal Lumen	Lumens	% Lumens
0-30	218	37.2
0-40	339	58
0-60	516	88.2
0-90	585	100

TM-30-15	Rf = 93
	Rg = 99
CRI/CIE	Ra = 95
	R9 = 62

CCT - Range of 2700K- 5000K



85°

Energy and Performance Data

RA3059FS1EWHR	
Max. Lumens	608 @ 4000K
Input Voltage	120V
Input Frequency	50/60 Hz
Input Power	7.5W
Input Current	0.078A
Power Factor	>0.90
THD	<20%
EMI/RFI	FCCTitle 47 CFR, Part 15, Class B (Consumer)
Sound Rating	Class A
Minimum Starting Temp	-30°C (-22°F)