



The Best WORST Ice Cream

THE RULES

CONTENTS: 60 Cards | 5 Ice Cream Cones | 5 Figures

AGES 4+ 2-5 PLAYERS 10 MIN

Original game design by Ken Gruhl & Jeremy Posner
Developed by Kitten Games

WARNING: CHOKING HAZARD—
Small parts. Not for children under 3 years.

HEY, GROWN-UPS!

This is the part of the instructions you should read to yourself so the kids don't get bored.

There's a section to read to them at the end!

GOAL

Be the first player to completely fill up your Ice Cream Cone (by collecting 9 or more cards).

THE CARDS IN THIS GAME ARE SPECIAL

This is a special deck of cards that gives you a kind of X-ray vision. See the 3 flavors on the back of the card? Your superpower is that you KNOW the flavor on the front of the card will be one of those 3 flavors.

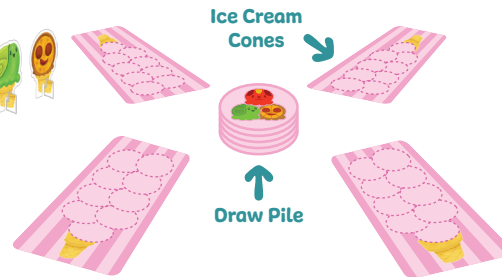


SETUP



5 Ice Cream Figures

Remove the figures and bases from the punch board. Line up the slits and slide the pieces together to form an X. Repeat for all 5 figures.



Place the 5 Ice Cream Figures on the table. Shuffle the cards, then put them on the table face down (so the back of the cards is visible) to form a Draw Pile. Give each player an Ice Cream Cone.

MAKE IT YOURS!

You can write your name on your Ice Cream Cone or decorate it in any way you'd like so every time you play, you know which Ice Cream Cone is yours!



From the Draw Pile, flip over the top 5 cards and place each one in front of the Ice Cream Figure with the matching flavor.



It's okay if there's more than 1 card in front of a Figure. Just arrange them in a stack so that you can see how many there are.

Now you're ready to start playing. The youngest player will go first and turns will proceed clockwise around the table.

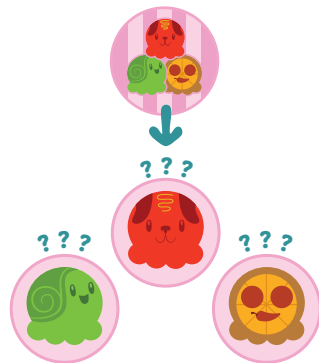
Continued on other side →

← Continued from other side

YOUR TURN

On your turn, look at the top card on the Draw Pile but **DO NOT TOUCH OR TURN OVER THE CARD!**

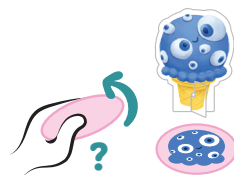
You know for sure that the other side of the card will be one of those 3 flavors. But which one?



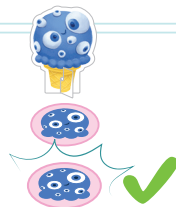
To guess which flavor will be on the front of the card, take the card and **WITHOUT LOOKING AT THE FRONT OR FLIPPING IT OVER**, put it in front of the Ice Cream Figure that you **THINK** will be a match.



Now turn over the card.



If you guessed right:



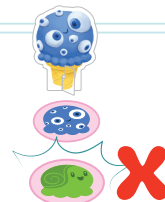
If you were right and the flavor on the card matches the flavor of the Ice Cream Figure, collect all the cards in front of that Figure, including the card you just flipped over!

You get to put all the cards you just collected onto your Ice Cream Cone!



If there were no cards in front of the Figure, just collect the single card you flipped over.

If you guessed wrong:



If you were wrong and the flavor on the card doesn't match the flavor of the Ice Cream Figure, you don't collect any cards.

Instead, you must put the card you just flipped over in front of the matching Figure and leave it there.



If there are already some cards in front of the Figure, just add it to the stack.

Either way, your turn is over and it is the next player's turn.

Continue playing clockwise around the table.

WINNING

The first player to fill up their Ice Cream Cone by having 9 or more cards wins!



The flavors of the cards on your Ice Cream Cone do not matter.

KIDS INSTRUCTIONS

READ THIS OUT LOUD TO THE KIDS!

We all just went to an ice cream store. But this is no normal ice cream store, this one only has silly and gross flavors! Your goal is to fill up your Ice Cream Cone with 9 scoops of these fun and yucky flavors.

We're going to go around taking turns flipping the top card from the Draw Pile. But before you flip the card, there is a trick you need to know. This is a special deck of cards that gives you a superpower. See the 3 flavors on the back of the card? Your superpower is that you **KNOW** the flavor on the front of the card will be one of those 3 flavors!

So what you have to do is decide which one of those 3 flavors will be on the front of the card, and **WITHOUT LOOKING**, you have to put the card in front of the Character that you **THINK** will be a match. Then, turn the card over to see if you were right.

If you were right, you get to take all the cards in front of that Character and put them on your Ice Cream Cone. But, if you were wrong, you have to leave that card on the table.

The first one to fill up their Ice Cream Cone wins! Ready to start playing?