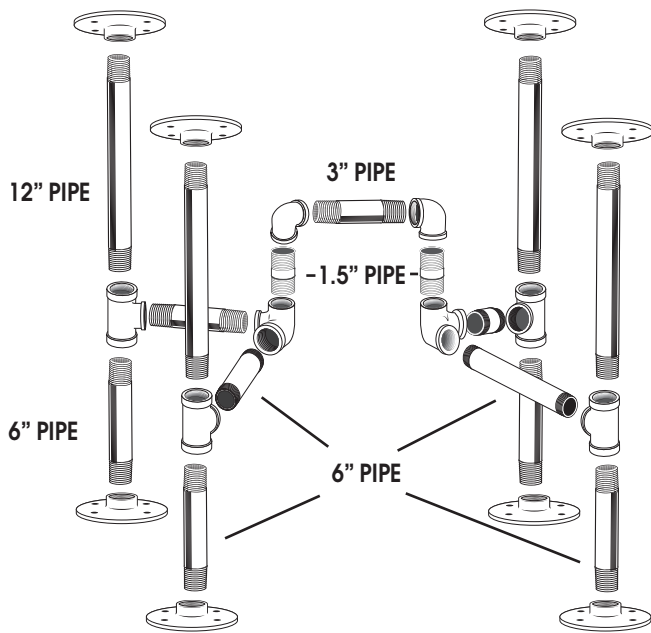


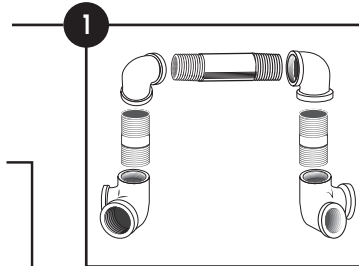
# PIPE DECOR 365 ET50

THANK YOU SO MUCH FOR PURCHASING A PIPE DECOR PRODUCT. IF YOU HAVE ANY TROUBLE PUTTING YOUR KIT TOGETHER OR MISSING PIECES PLEASE CONTACT HELP@PIPE-DECOR.COM FOR ANY HELP AND RETURNS.

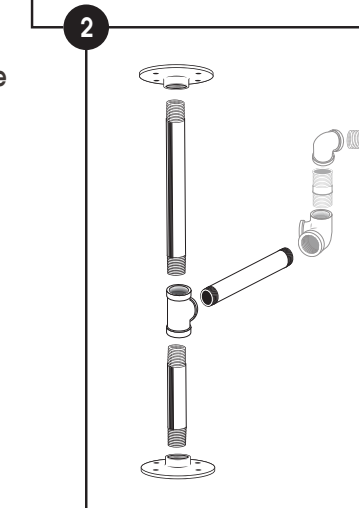


This kit is made of industrial grade authentic pipe. It is coated in oil post production to prevent rust. The kit should be cleaned and sealed to prevent rusting. See Clean and Seal sheet for more information on cleaning and sealing your pipe kit.

1. Assemble 2 X ELBOWS (G) and the 3\"/>



2. Assemble legs with a TEE (B), 2 X 6\"/>

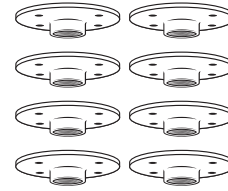


3. Attach the legs to the center of the table, with the 12\"/>


4. Either side can be screwed into the table, but we recommend assembling the table as shown above.

\*Flanges may scratch floor and pads are recommended.


A - 8 X FLANGES



E - 2 X SIDE OUTLET TEES




B - 4 X TEES



F - 2 X 1.5\"/>



C - 4 X 12\"/>



G - 2 X ELBOWS



H - 1 X 3\"/>



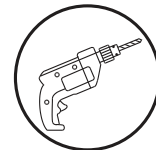
D - 8 X 6\"/>



I - 16 X 3/4\"/>



## RECOMMENDED TOOLS



RECOMMENDED FOR ATTACHING LEGS TO TABLE TOP