
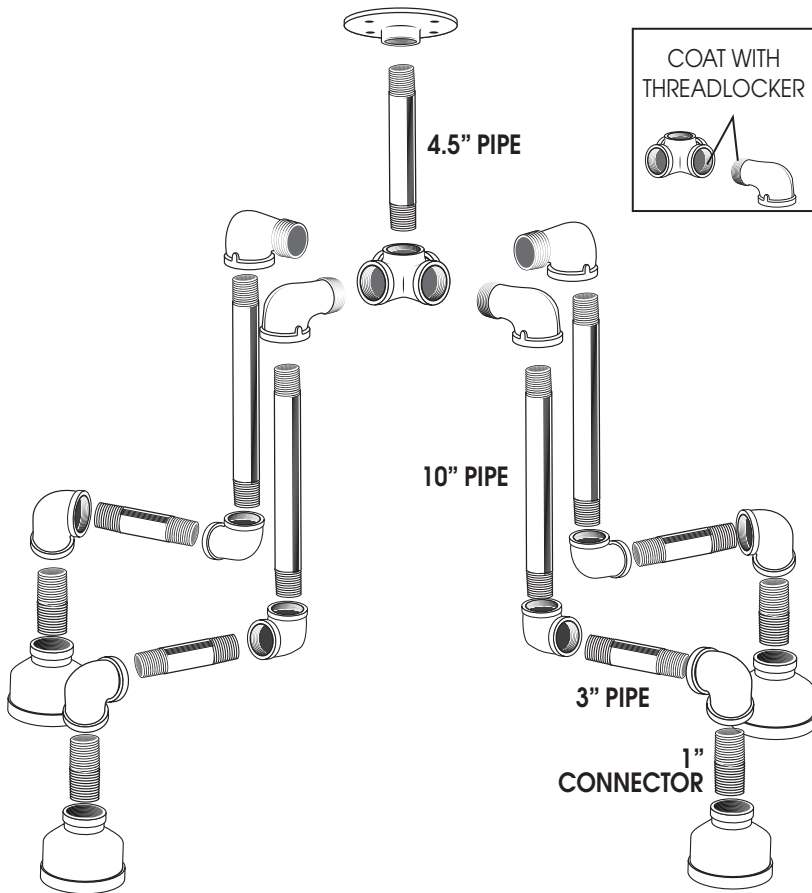


PIPE DECOR 365 ET20

THANK YOU SO MUCH FOR PURCHASING A PIPE DECOR PRODUCT. IF YOU HAVE ANY TROUBLE PUTTING YOUR KIT TOGETHER OR MISSING PIECES PLEASE CONTACT HELP@PIPE-DECOR.COM FOR ANY HELP AND RETURNS.



Parts List:

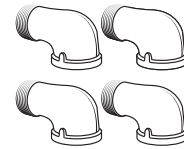
A - 1 X FIVE WAY



E - 4 X 3\"/>




B - 4 X STREET ELBOWS



F - 4 X 1\"/>



C - 4 X 10\"/>




G - 4 X FEET



H - 1 X 4.5\"/>




D - 8 X ELBOWS



I - 1 X FLANGES (3\"/>



K - SCREWS (4 PCS)



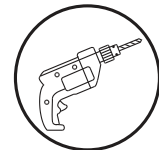
This is industrial grade authentic pipe. It comes covered in anti-rust oil. They are dirty to the touch but can be cleaned and sealed to prevent rust and be clean to the touch. See Clean and Seal sheet for ways to clean and seal the pipe.

1. Connect 10" pipe (C) to Street Elbows (B) and Elbows (D)
2. Use Threadlocker on the threads of Street Elbows (B) and 5-way(A). USE THREAD LOCKER TO SECURE LEGS IN STRAIGHT DOWN POSITION
3. Connect Feet (G) to 1" connector (F) to Elbow (D) to 3" Pipe (E).
4. Connect finished feet to Elbow (D).
5. Repeat 3-4 for other legs.
6. Connect 4.5" pipe (H) to 5-Way (A) and Flange (I)
7. Screw Flange into table top with screws (K)

See back page for more instructions.

Feet may scratch a hardwood floor and pads are recommended.

RECOMMENDED TOOLS



RECOMMENDED
DRILL WITH 1/4" BIT
FOR WALL ANCHOR

PREPPING THE PIPE

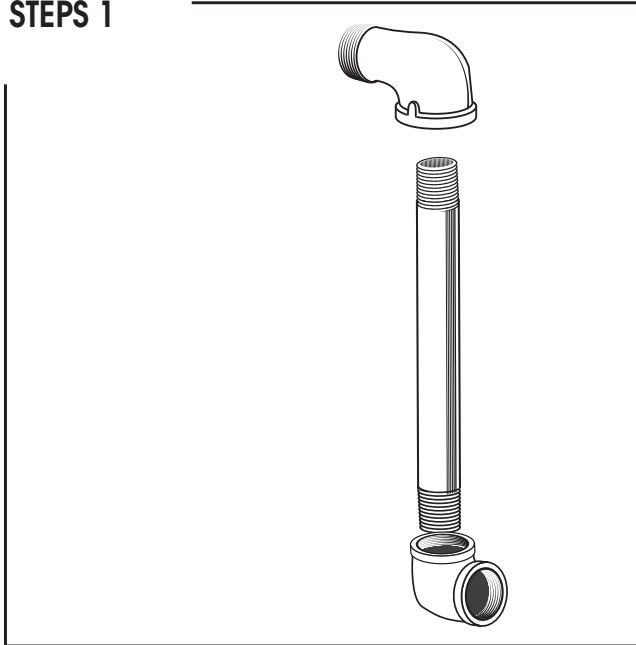
VERY IMPORTANT: These are all authentic malleable iron and require necessary cleaning and prepping; do not skip this step.

1. Clean and dry all the parts with gentle soap.
2. Use a lint-free rag to apply metal polish to the parts.
3. Use metal polish or clear coat paint to seal the dry pipe.

PIPE DECOR 365 ET20

THANK YOU SO MUCH FOR PURCHASING A PIPE DECOR PRODUCT. IF YOU HAVE ANY TROUBLE PUTTING YOUR KIT TOGETHER OR MISSING PIECES PLEASE CONTACT HELP@PIPE-DECOR.COM FOR ANY HELP AND RETURNS.

STEPS 1

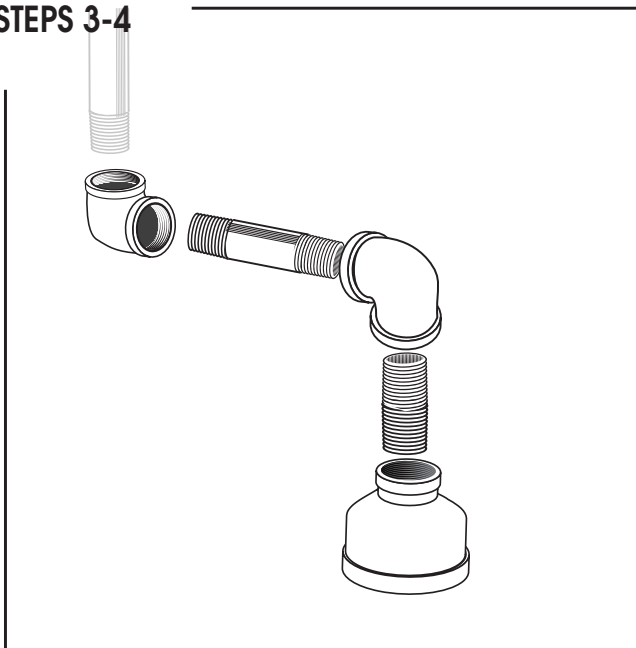


STEPS 2

USE THREAD LOCKER TO SECURE LEGS IN STRAIGHT DOWN POSITION



STEPS 3-4



STEPS 6-7

