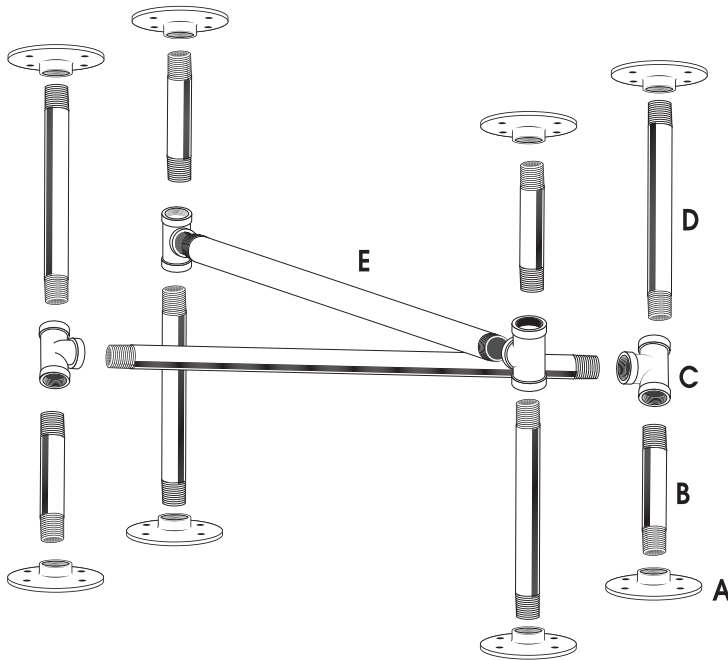


PIPE DECOR® PIPE SOLITARE TABLE 365KT4

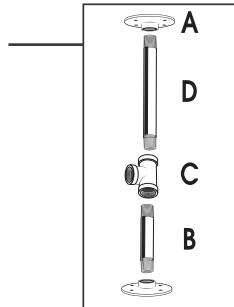
We take pride in our customer service and your satisfaction is very important to us. If you have any questions or problems please contact us right away at help@jsupplies.com. Thank you for your business!



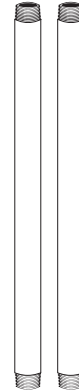
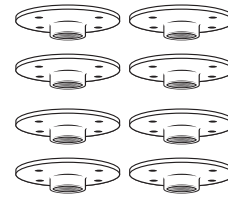
This kit is made of industrial grade authentic pipe. It is coated in oil post production to prevent rust. The kit should be cleaned and sealed to prevent rusting. See Clean and Seal sheet for more information on cleaning and sealing your pipe kit.

1. Assemble Each leg with a 2 X FLANGE (A) 1 X 10 IN PIPE (B), 1 X TEE (C), 1 X 18 IN PIPE (D) as shown in Box 1. Repeat with other legs
2. Connect each leg each 24 IN PIPE (E)
4. Loosen or tighten flanges to level table, and screw into table top.

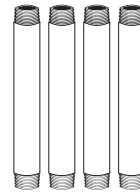
Flanges may scratch floor and pads are recommended.



A - 8 X FLANGES(3/4 IN) E - 2 X 24" PIPE(3/4 IN)

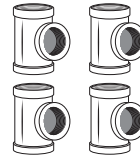


B - 4 X 10" PIPE(3/4 IN)




F - 16 X HARDWARE SCREWS

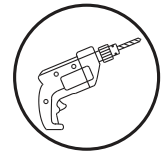
C - 4 X TEES(3/4 IN)



D - 4 X 18" PIPE(3/4 IN)



RECOMMENDED TOOLS



RECOMMENDED FOR ATTACHING LEGS TO TABLE TOP