

MFB4505

### UHF White MAXRAD Fiberglass Base Station (MFB) Omnidirectional Antennas

These 340-512 MHz white fiberglass omnidirectional antennas series consists of base matched half wave antennas encapsulated in heavy duty fiberglass radomes with a thick walled aluminum mounting base for reliable long term use. All models are DC grounded and are UPS shippable.

#### Features

- UPS shippable
- Effective "J" pole design requires no radials or ground plane
- Exceptional value



#### Technical Data

Maximum Power: 250 watts
Normal Impedance: 50 ohms
Radome Material: Pultruded white fiberglass
Radiator Material: Coated steel wire
Lightning Protection: DC grounded
Wind Survival: 100 mph
Termination: N male with 16" jumper; N female and SO-239 are optional
Mounting Hardware: MMK1: light duty mast mounting for antennas under 30" MMK3: light duty mast mounting for antennas over 30" MMK4: heavy duty mast mounting bracket MMK6: cast mount bracket Hardware is sold and ordered separately MMK9: Aluminum mast mount for 1-5/16" OD antennas (two required with the 10" sleeve antenna models) MBSWM: wall mounting bracket for antennas over 30" (2 required)



MMK1



MMK3



MMK4



MMK6



MBSWM



MMK9

For detailed specifications, visit <http://antenna.pctel.com>.

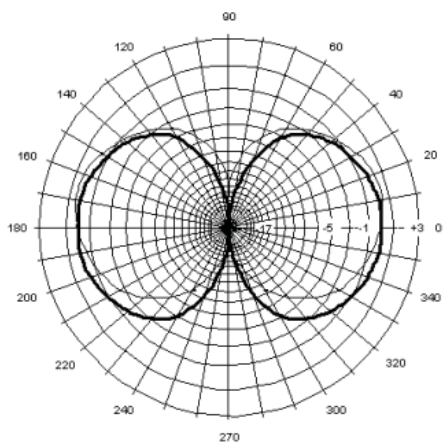
### Antenna Electrical Specifications

Model	Frequency Range	Factory Tuned Frequency	Gain	Bandwidth @ 1.5:1 VSWR	Vertical Beamwidth @ 1/2 Power
MFB4500	450-460 MHz	455 MHz	Unity	10 MHz	90°
MFB4503	450-460 MHz	455 MHz	3 dB	10 MHz	38°
MFB4505(NF)	450-460 MHz	455 MHz	5 dB	10 MHz	27°
MFB4600	460-470 MHz	465 MHz	Unity	10 MHz	90°
MFB4603	460-470 MHz	465 MHz	3 dB	10 MHz	38°
MFB4605(NF)	460-470 MHz	465 MHz	5 dB	10 MHz	27°
MFB4705	470-480 MHz	475 MHz	5 dB	10 MHz	27°

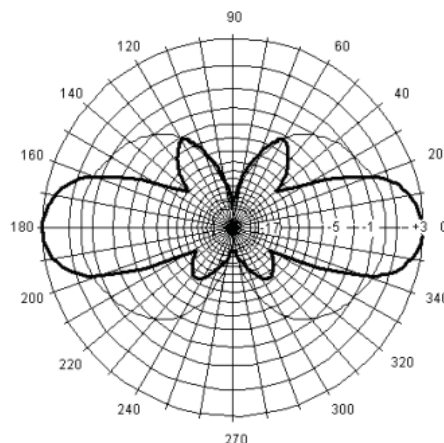
### Mechanical Specifications

Model	Weight (Mass)	Height	Bending Moment at Rated Wind	Lateral Thrust at Rated Wind	Equivalent Flat Plate Area
MFB4500	1.0 lbs	30"	5.2 ft-lb	5 lbs	.11 sq ft
MFB4503	4.0 lbs	71"	29.0 ft-lb	10.8 lbs	.30 sq ft
MFB4505	4.5 lbs	77"	40.4 ft-lb	12.6 lbs	.35 sq ft
MFB4600	1.0 lbs	30"	5.2 ft-lb	5 lbs	.11 sq ft
MFB4603	4.0 lbs	71"	29.0 ft-lb	10.8 lbs	.30 sq ft
MFB4605	4.5 lbs	77"	40.4 ft-lb	12.6 lbs	.35 sq ft
MFB4705	4.5 lbs	77"	40.4 ft-lb	12.6 lbs	.35 sq ft

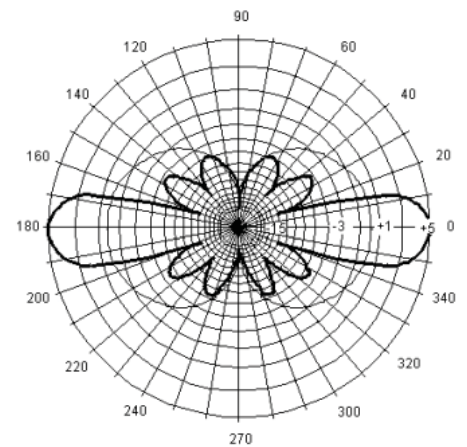
### Radiation Patterns (select models)



MFB4500 Elevation Pattern



MFB4503 Elevation Pattern



MFB4505 Elevation Pattern