



The Gar VFT69383x11JN multiport/multiband antenna provides an excellent solution for public safety, transportation, and aftermarket fleet applications. Configured for one-port operation over the 3G/4G/5G/ISM/CBRS bands and one-port operation over the low/high frequency Wi-Fi bands. An additional third port provides an active antenna for enabling GNSS global navigation services.

FEATURES AND BENEFITS

- One single-hole mount/fixing- reduces vehicle damage and the cost of installation
- Attractive IP67 low profile aerodynamic housing
- Multiband/Multiport operation with GNSS navigation
- Operates well on a ground plane and without a ground plane.

APPLICATIONS

- FirstNet/Public safety
- Transportation
- Aftermarket fleet
- 5G-ready
- Rugged LTE gateways
- Others

ELECTRICAL SPECIFICATIONS

Antenna Model	VFT69383x11JN					
Number of Ports	3					
Port Configuration	1x- 3G/4G/5G/ISM/CBRS (LTE/CELL)				1x- Wi-Fi (WIFI)	
Operating Frequency (MHz)	698-806	824-894	880-960	1690-3800	2400-2500	4900-6000
Avg. Peak Gain* (dBi) – Gnd. Plane [No Gnd. Plane]	-0.3 [0.7]	0.6 [0.9]	1.6 [1.2]	4.3 [1.1]	3.4 [1.2]	4.6 [2.9]
Max Peak Gain* (dBi) – Gnd. Plane [No Gnd. Plane]	0.8 [1.9]	1.4 [2.1]	2.3 [2.5]	7.3 [4.8]	3.9 [1.8]	5.4 [3.9]
VSWR** – Avg, Gnd. Plane [No Gnd. Plane]	1.7 [1.4]	1.6 [1.7]	1.6 [1.7]	1.4 [1.5]	1.4 [1.4]	1.2 [1.2]
VSWR** – Max, Gnd. Plane [No Gnd. Plane]	2.5 [2.5]	2.0 [2.5]	2.0 [2.5]	2.1 [2.1]	2.0 [2.0]	2.0 [2.0]
Isolation** (dB)– Gnd. Plane [No Gnd. Plane]						
LTE to WiFi	-46 [-40]	-45 [-41]	-46 [-43]	-24 [-24]	-24 [-24]	-35 [-37]
LTE1 to GNSS	-46 [-42]	-44 [-41]	-43 [-41]	-44 [-40]	-60 [-55]	-51 [-49]
WiFi to GNSS	-74 [-70]	-74 [-70]	-74 [-70]	-55 [-51]	-55 [-52]	-52 [-50]
Azimuth Plane 3 dB Beamwidth	360°, Omnidirectional					
Nominal Impedance (Ohms)	50					
Polarization	Linear Vertical					
Max Power - Ambient 25°C (W)	30 (LTE/CELL); 10 (WIFI)					

Notes: (*) – This parameter is based on a 30cm (1ft) cable length. For the ground plane measurement, a 30cm (1ft) ground plane was used

(**) – This parameter is based on a 518cm (17ft) cable length. For the ground plane measurement, a 30cm (1ft) ground plane was used.

Antenna specifications are subject to change according to the ground plane size

MECHANICAL SPECIFICATIONS

Dimensions – L x W x H – mm (inches)	179 x 63 x 48 (7.04 x 2.48 x 1.69)
Weight – kg (lbs.)	0.73 kg (1.6 lbs)
Cable Type	LMR 100- pigtailed, LMR 195- jumper cables
Mounting	P-Mount
Radome Material	PC, UL94-V0
Baseplate Material	Aluminum

ENVIRONMENTAL SPECIFICATIONS

Operating Environment	Outdoor Vehicle
Operating Temperature – °C (°F)	-30 to +70°C (-22 to +158°F)
Storage Temperature – °C (°F)	-40 to +85°C (-40 to +185°F)
Ingress Protection Rating	IP67
Rail Compliance Standards	EN61373 (Shock & Vibration), EN50155 (Temperature)
Material Substance Compliance	RoHS

CONFIGURATION

PART NUMBER	CABLE LENGTH		CONNECTORS			COLOR
	PIGTAIL	JUMPER	LTE/CELL	WIFI	GNSS	
VFT69383B11JN-518L	0.3 m (1 ft)	4.9 m (16 ft)	SMA-male	RPSMA-male	SMA-male	Black
VFT69383W11JN-518L	0.3 m (1 ft)	4.9 m (16 ft)	SMA-male	RPSMA-male	SMA-male	White

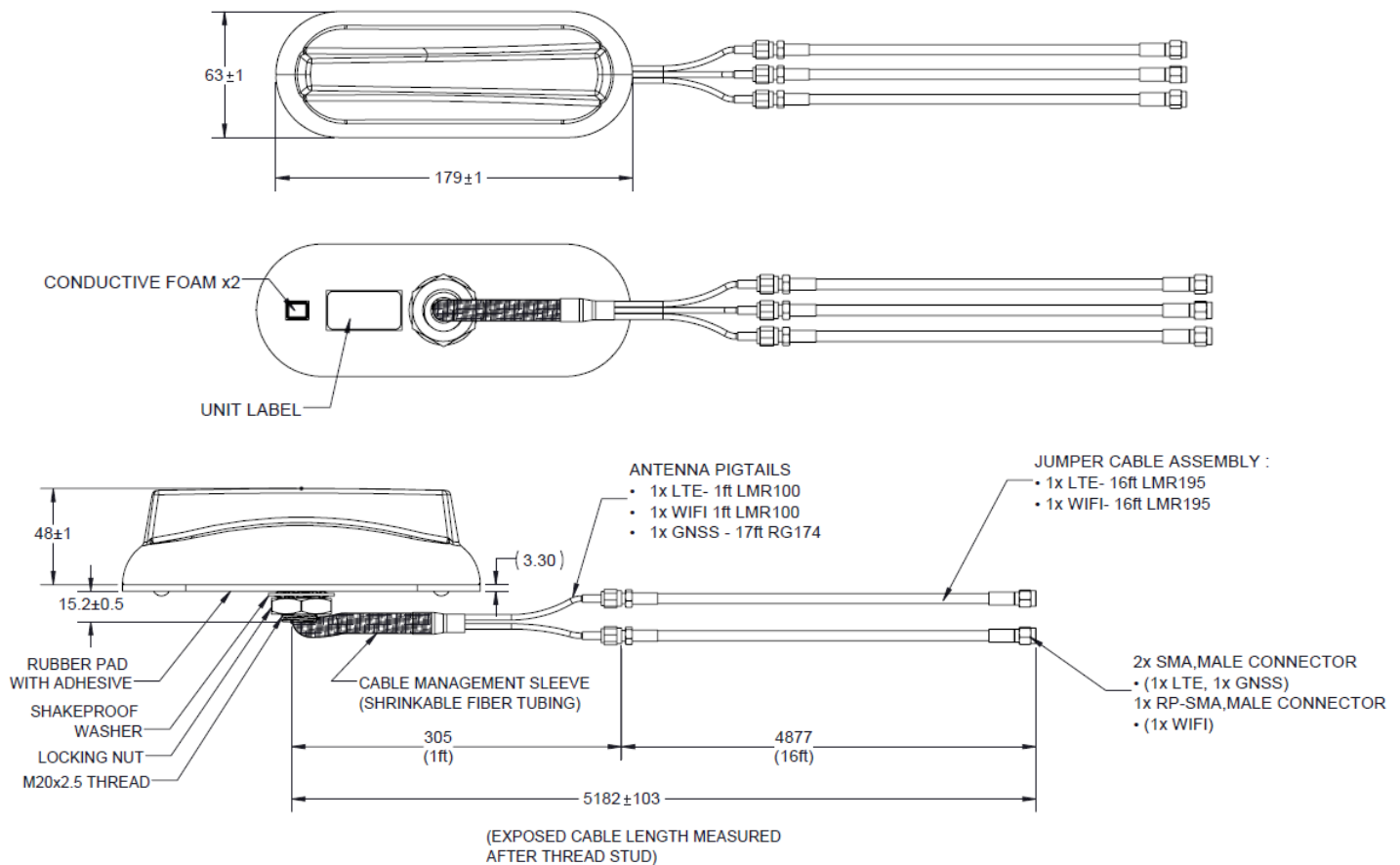
GNSS ANTENNA SPECIFICATIONS

Frequency of Operation (MHz)	1559 - 1606			
Band	BEIDOU	GPS	GLONASS	
Frequency Band (MHz)	1561.098 ±2.046	1575.42 ±1.023	1602 ±5	
Absolute Gain (dBi) – Gnd. Plane [No Gnd. Plane]	3.4 [3.8]	4.5 [5.1]	5.6 [4.5]	
LNA Gain, Typ. @ room temp. (dBi)	28 ±3			
Noise Figure @ room temp., Max (dB)	≤ 2.5 @ 1575 MHz			
Max VSWR @ room temp.	≤ 2.0			
Polarization	RHCP			
Nominal Impedance (Ohms)	50			
DC Voltage (Vdc)	2.5 - 7.0			
Current Consumption, Max @ room temp (mA)	8.5 ± 3 @ 3.0V			
Out-of-band Signal Rejection Min @ room temp (dBc)	80 @ 698-960 MHz	80 @ 1428-1511 MHz	50 @ 1627-1638 MHz	80 @ 1710-2700 MHz
Input Max Power (dBm)	-10			
Cable Type	RG174			

PACKAGING INFORMATION

PACKAGED DIMENSIONS	CARTON	MASTER CARTON	AIR PALLET	OCEAN PALLET
Number of Antennas	1	4	140	196
Height – mm (in.)	130 (5.12)	235 (9.25)	1335 (52.56)	1813 (71.38)
Length – mm (in.)	222 (8.74)	543 (21.38)	1200 (47.24)	1200 (47.24)
Width – mm (in.)	222 (8.74)	232 (9.13)	800 (31.5)	800 (31.5)
Shipping Weight – kg (lb.)	0.96(2.1)	4.39 (9.68)	167 (368)	228 (503)

MECHANICAL DRAWINGS

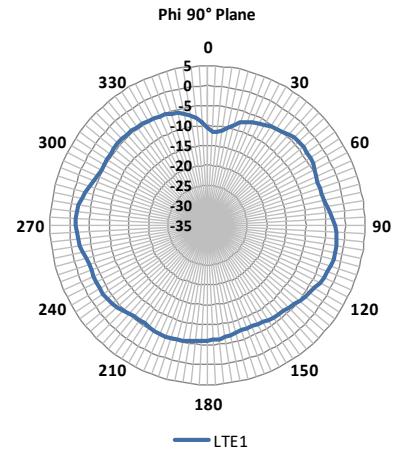
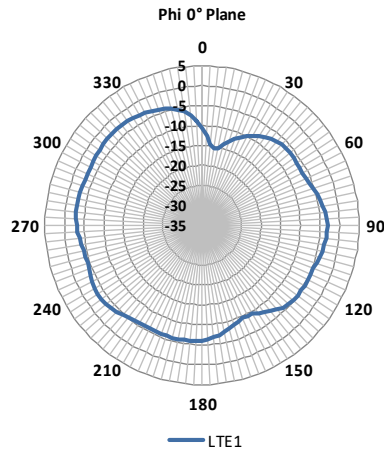
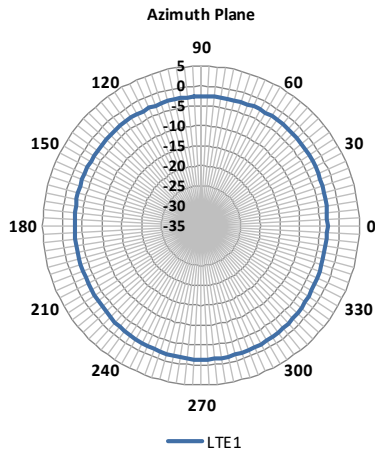


The Gar antenna can create an IP67 water-tight seal when installed on vehicles. Certain vehicles such as a Ford Explorer Interceptor have more narrow roof ridges that are tightly spaced together. For this type, vehicle special adapters are available.

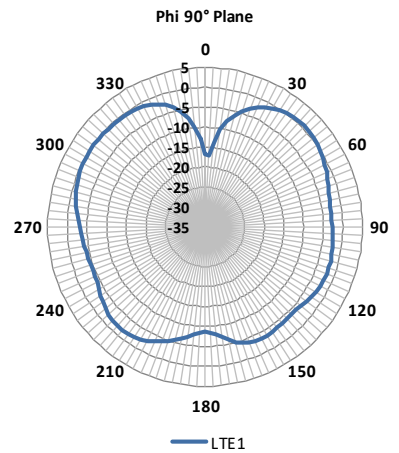
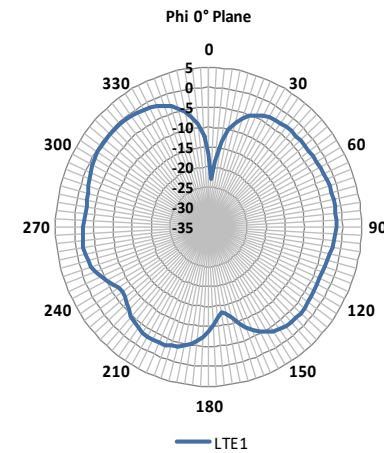
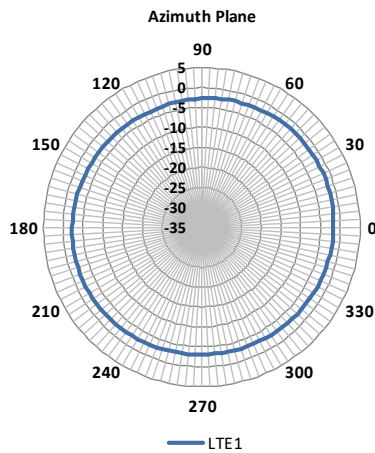
See parts [BKIT-VFX69383-001](#) (between ridges installation) and [BKIT-VFX69383-003](#) (atop ridge installation) for product details.

RADIATION PATTERNS *with Ground Plane* - LTE ANTENNAS

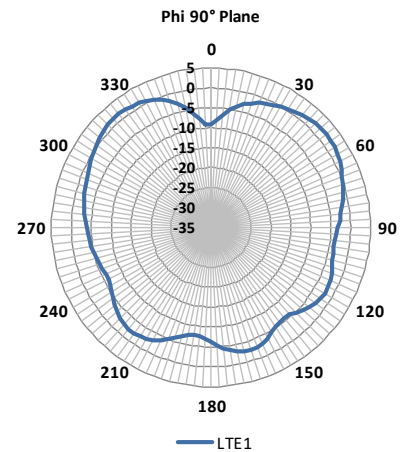
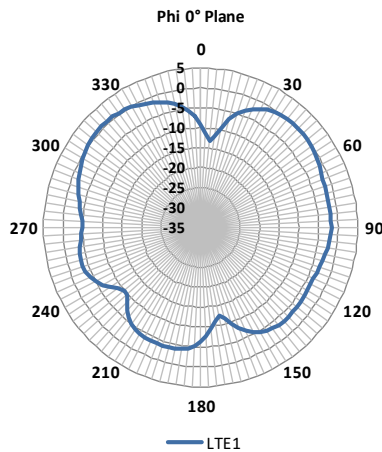
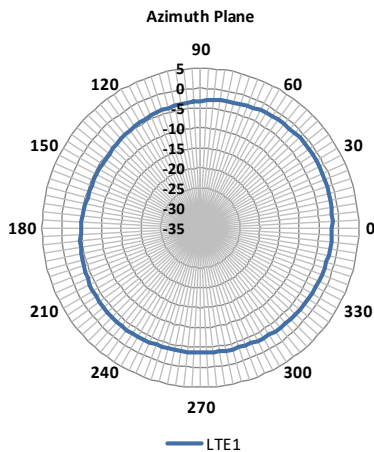
698 MHz



880 MHz

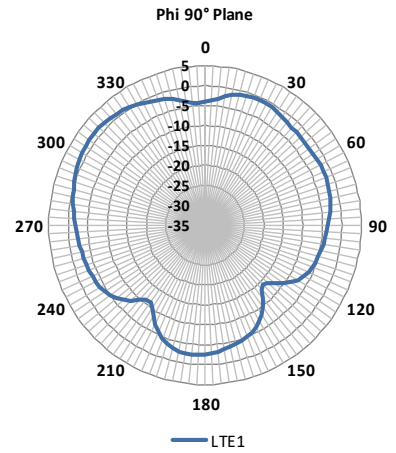
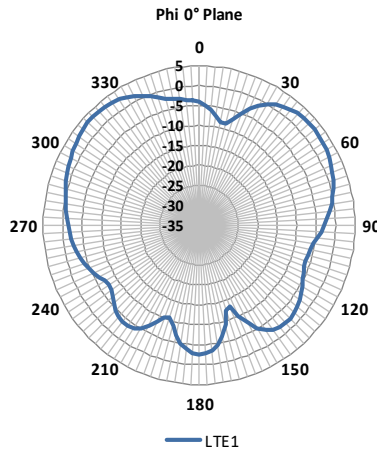
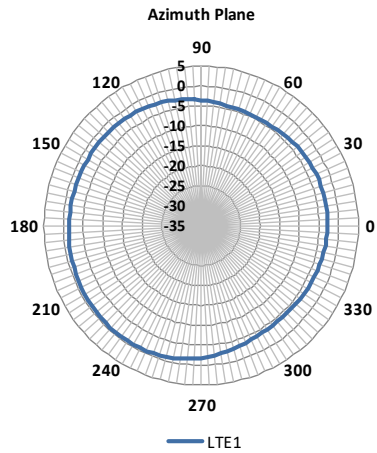


960 MHz

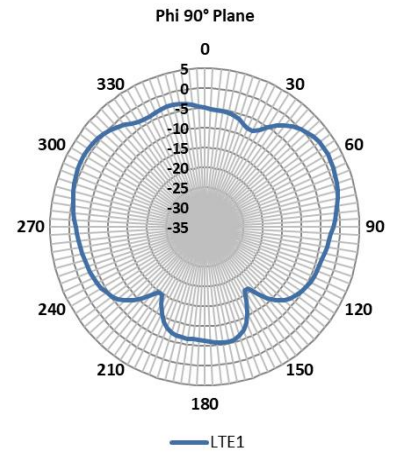
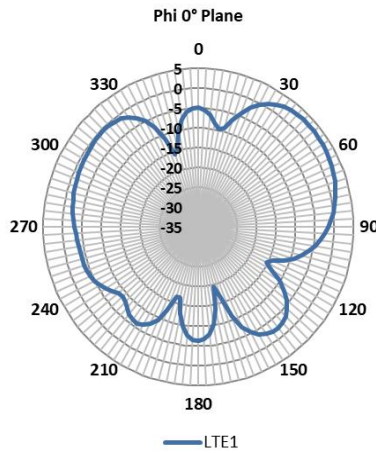
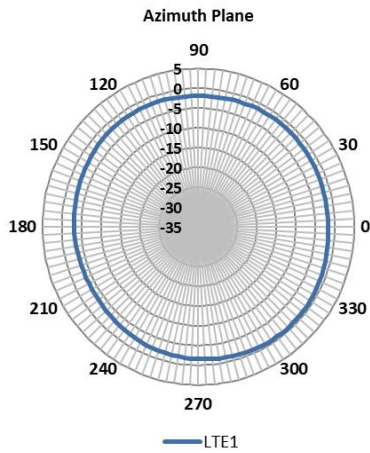


RADIATION PATTERNS *with Ground Plane* - LTE ANTENNAS

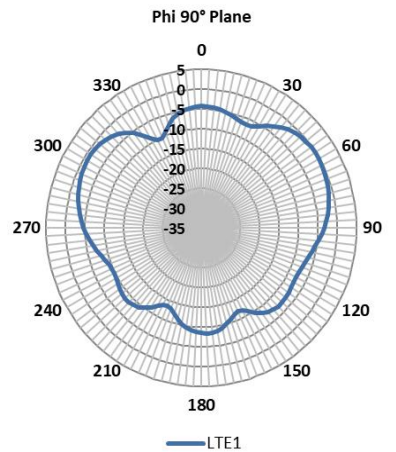
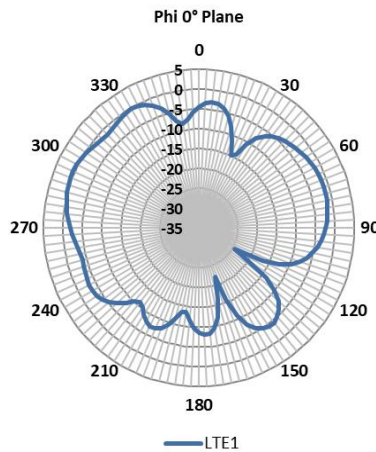
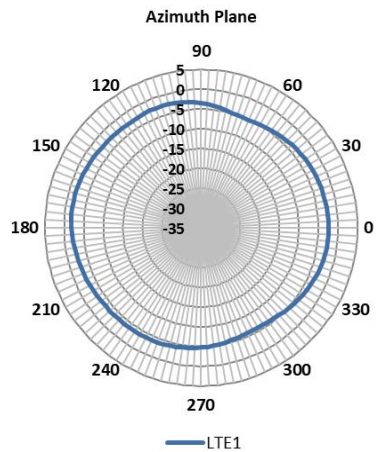
1690 MHz



1920 MHz

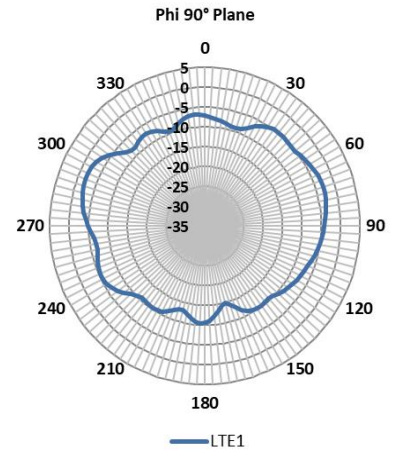
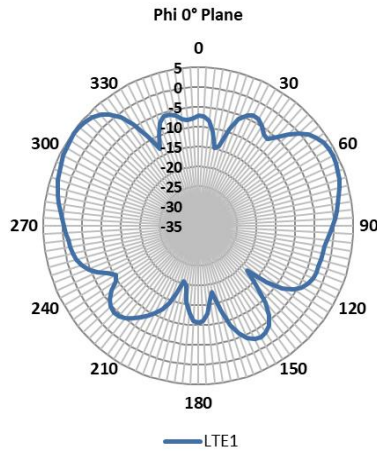
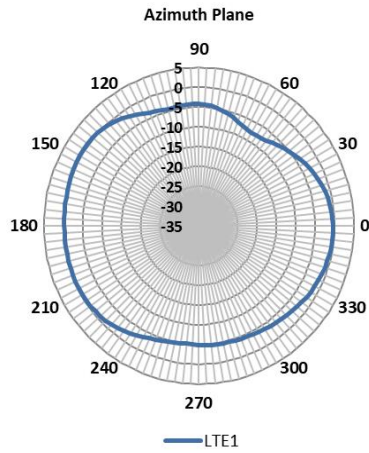


2170 MHz

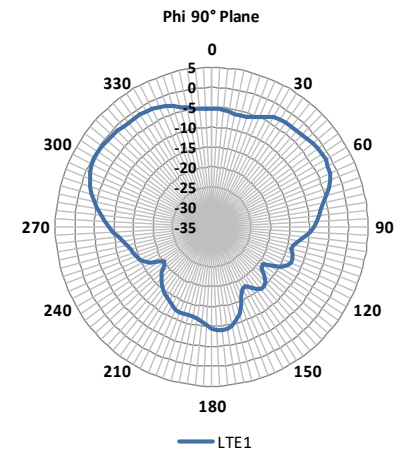
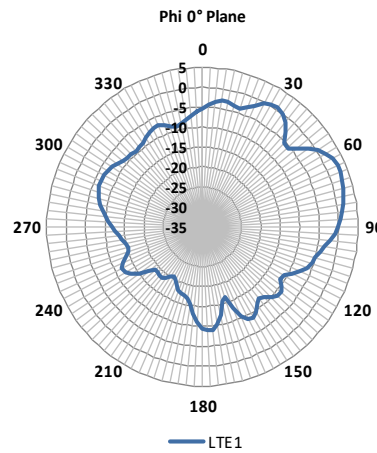
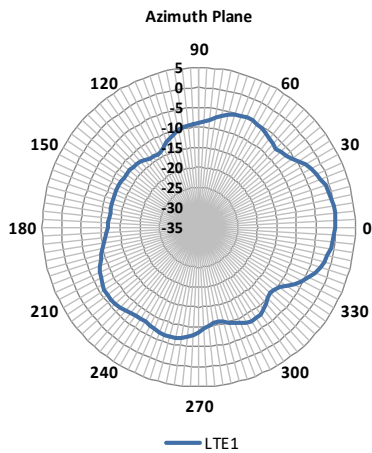


RADIATION PATTERNS *with Ground Plane* - LTE ANTENNAS

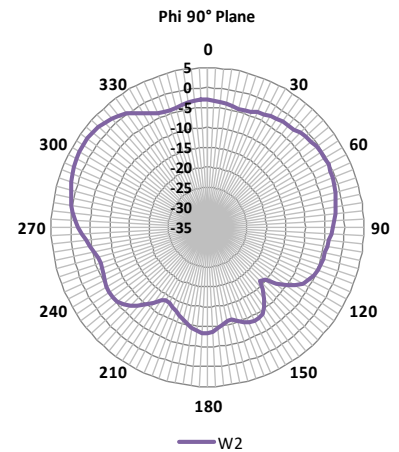
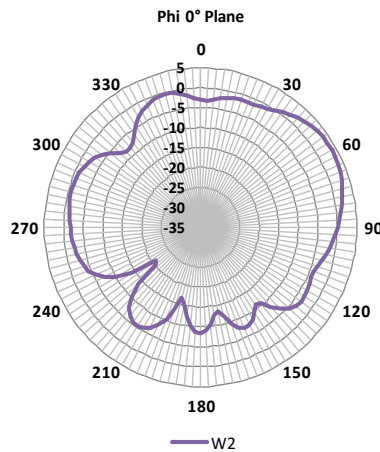
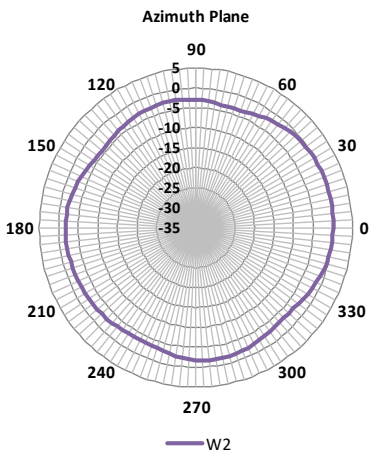
2700 MHz



3800 MHz

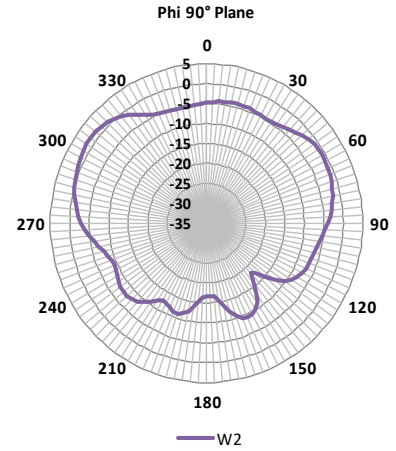
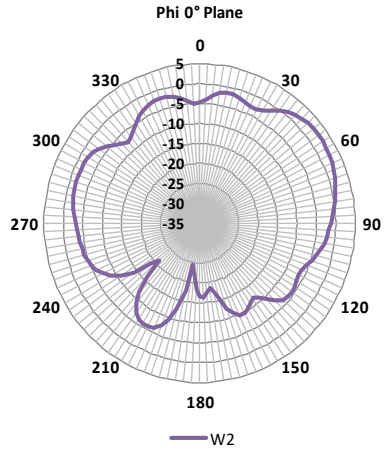
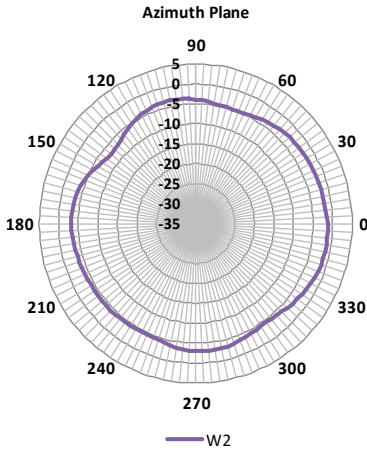


2400 MHz

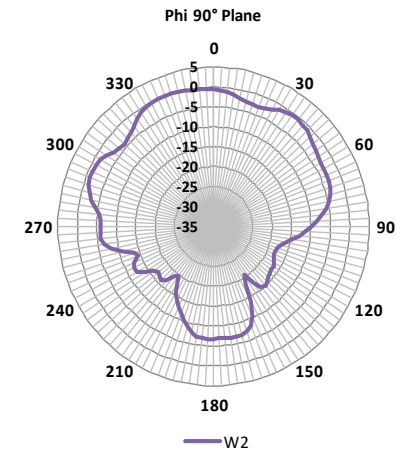
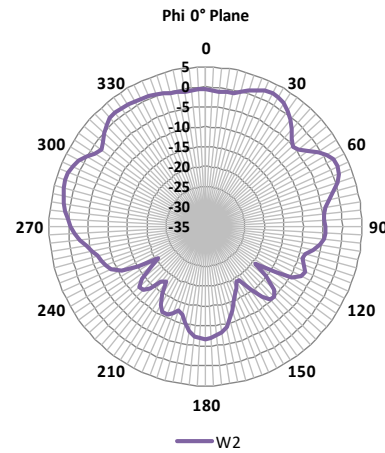
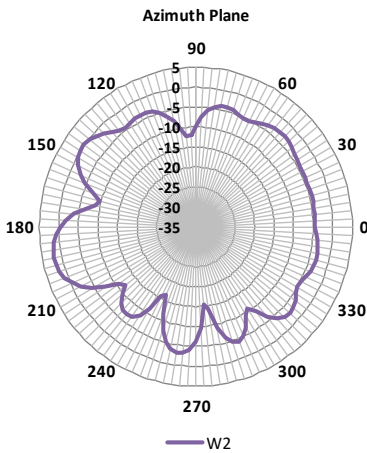


RADIATION PATTERNS *with Ground Plane* - WIFI ANTENNAS

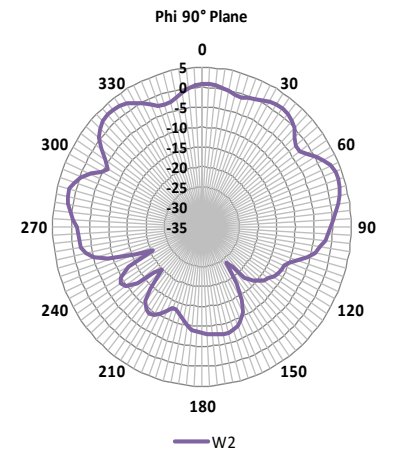
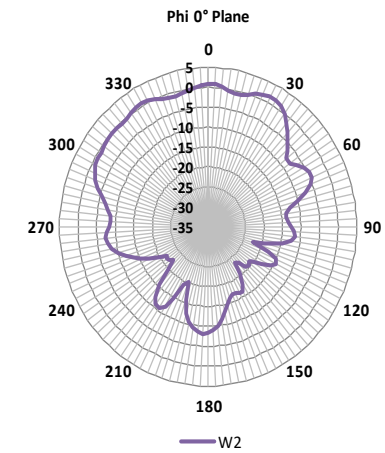
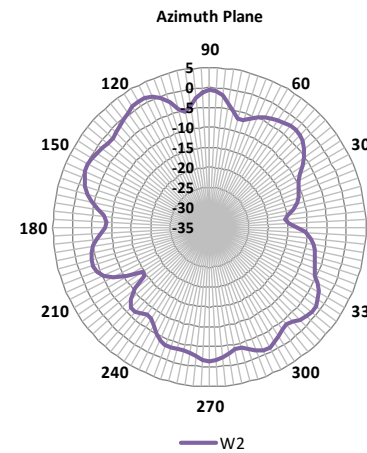
2500 MHz



4900 MHz

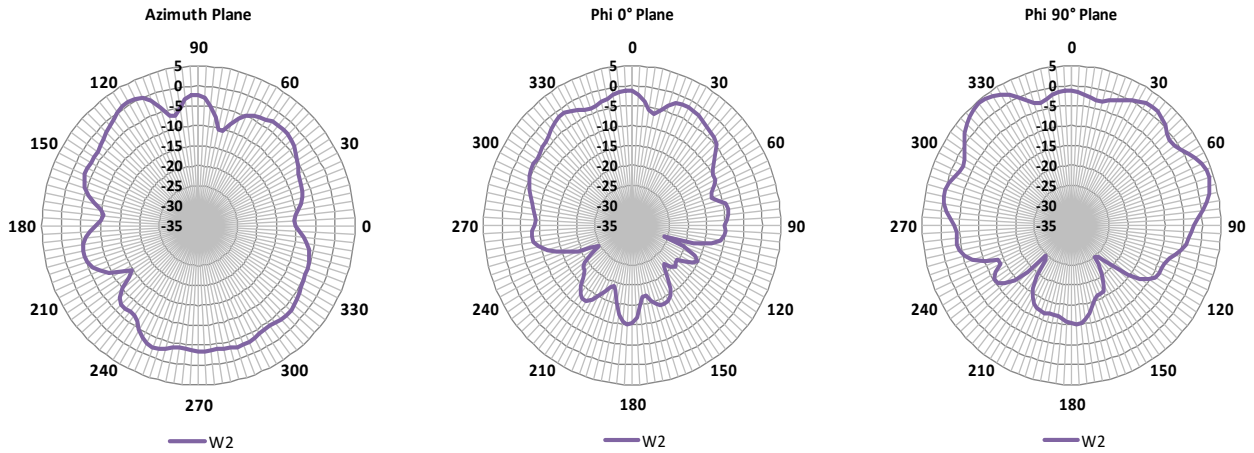


5750 MHz



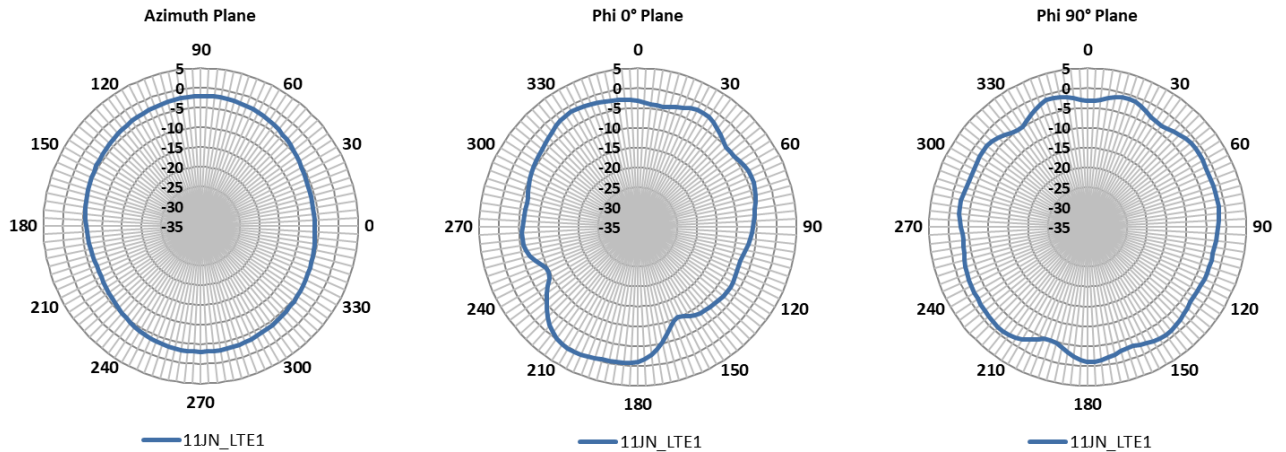
RADIATION PATTERNS *with Ground Plane* - WIFI ANTENNAS

6000 MHz

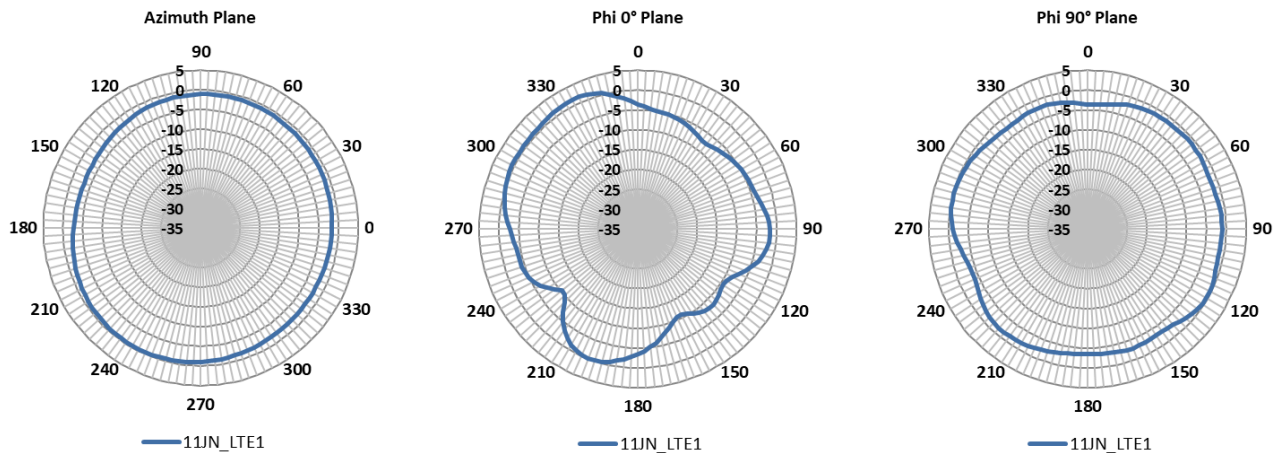


RADIATION PATTERNS *without Ground Plane* - LTE ANTENNAS

698 MHz

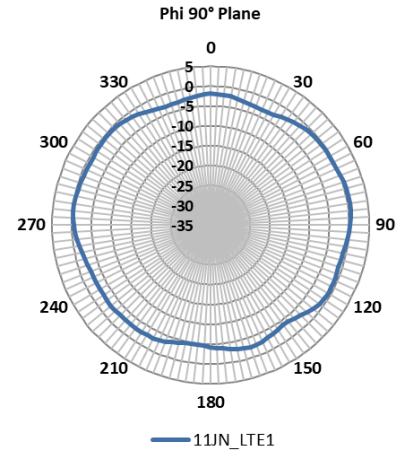
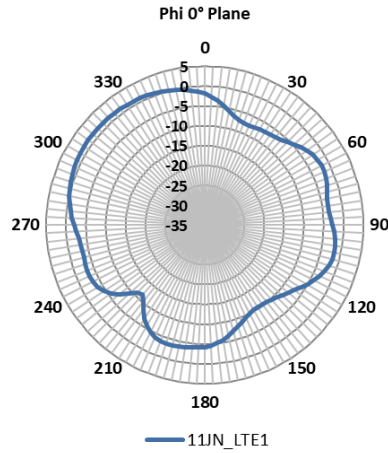
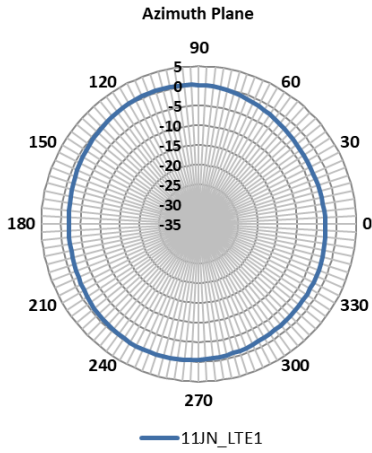


880 MHz

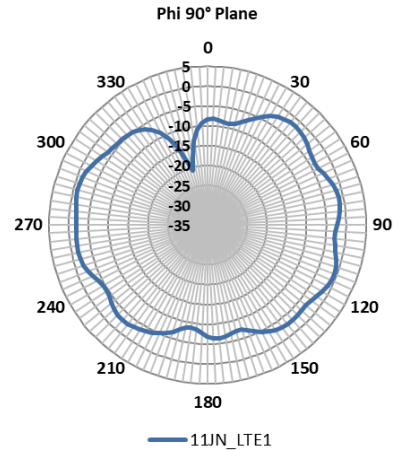
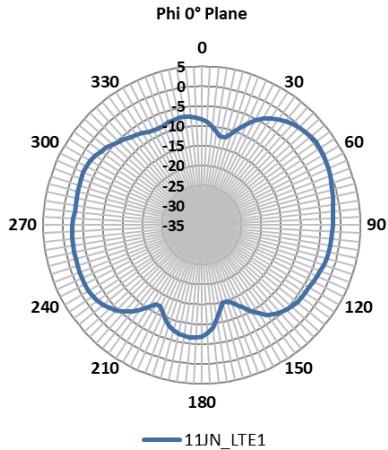
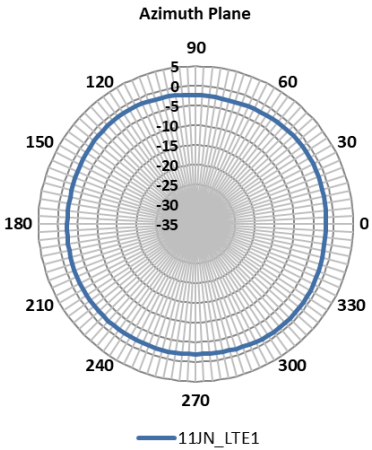


RADIATION PATTERNS *without Ground Plane* - LTE ANTENNAS

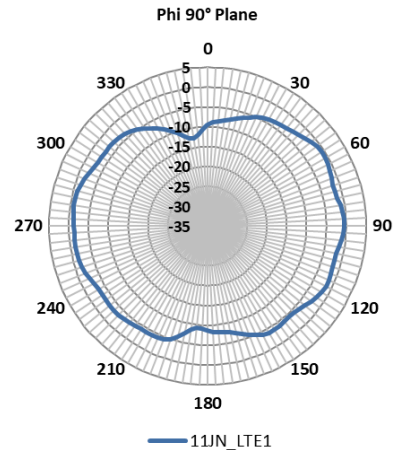
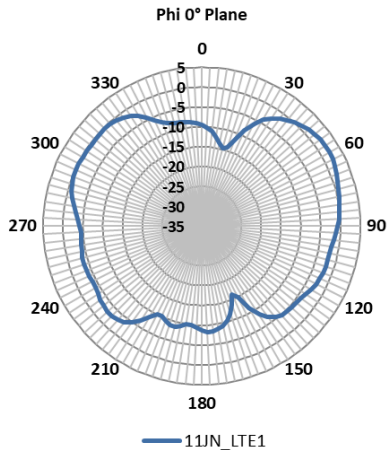
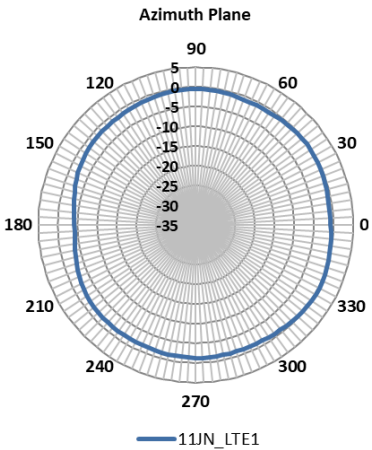
960 MHz



1690 MHz

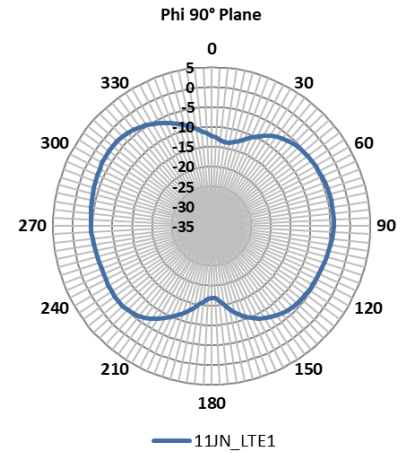
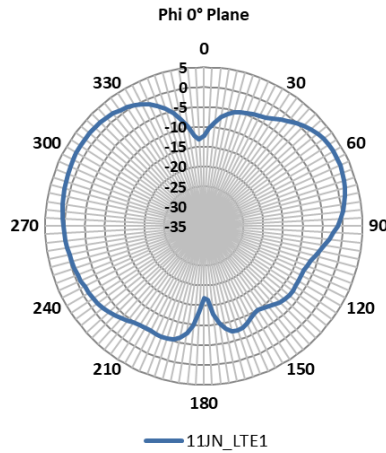
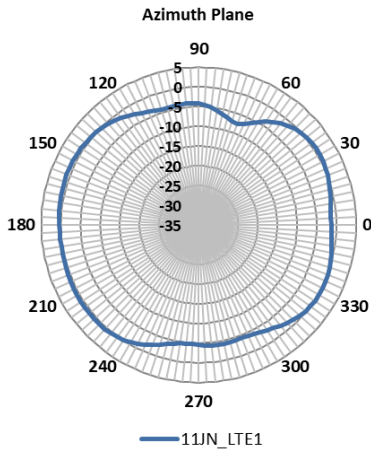


1920 MHz

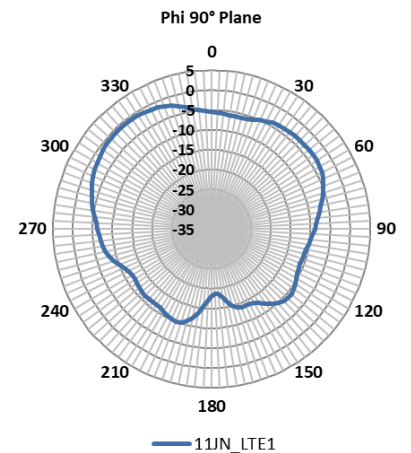
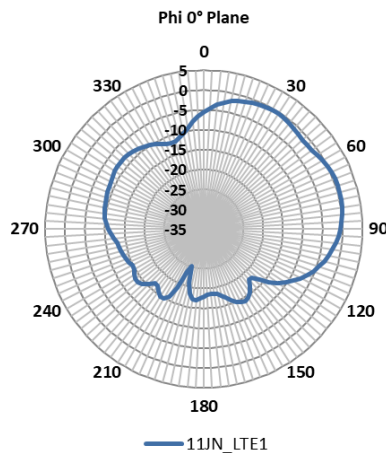
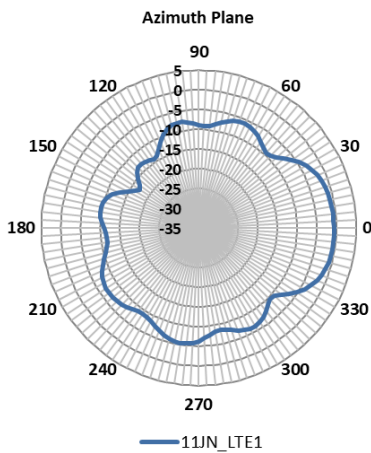


RADIATION PATTERNS *without Ground Plane* – LTE ANTENNAS

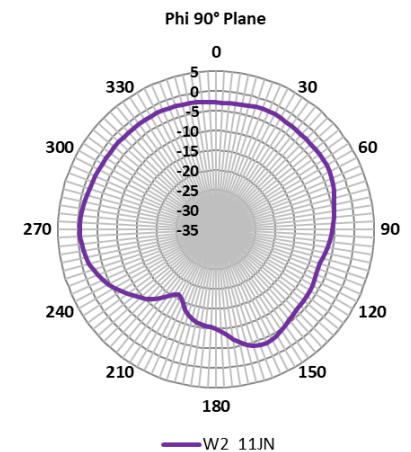
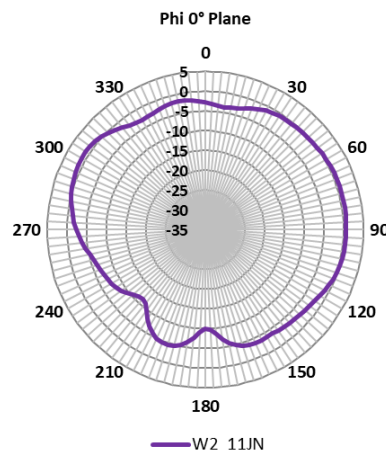
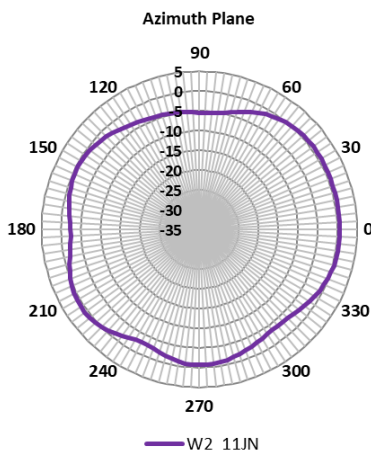
2700 MHz



3800 MHz

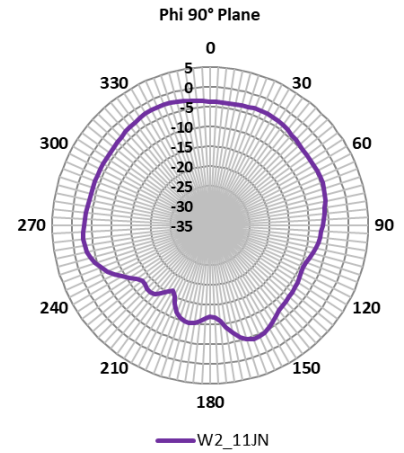
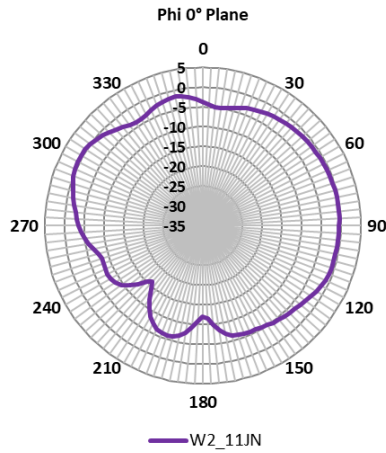
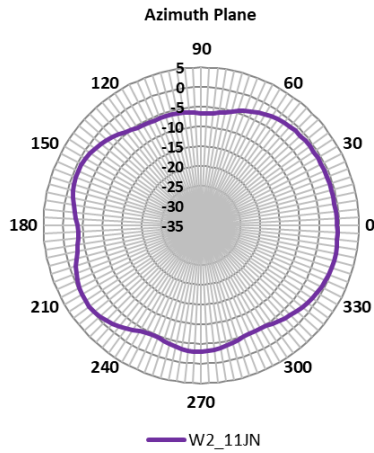


2400 MHz

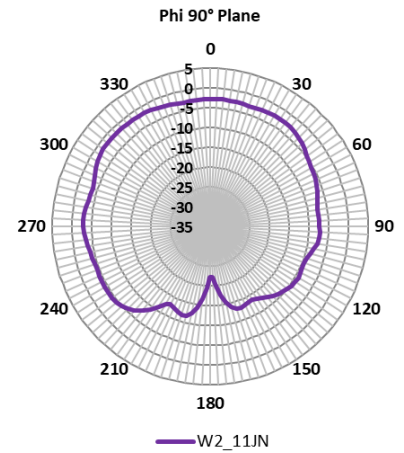
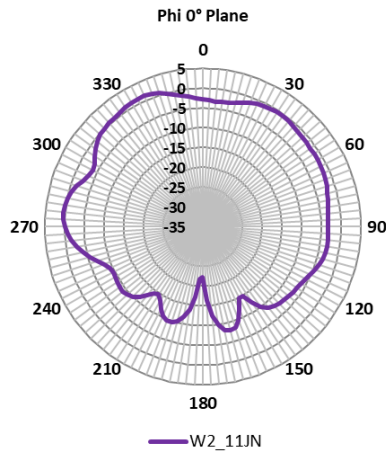
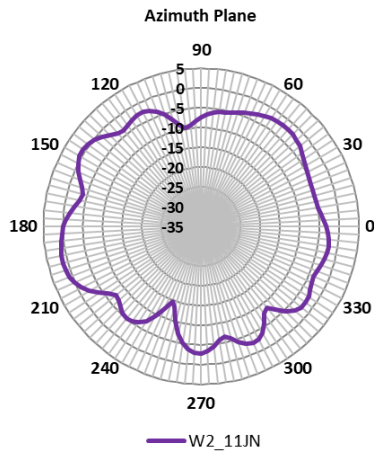


RADIATION PATTERNS *without Ground Plane* - WIFI ANTENNAS

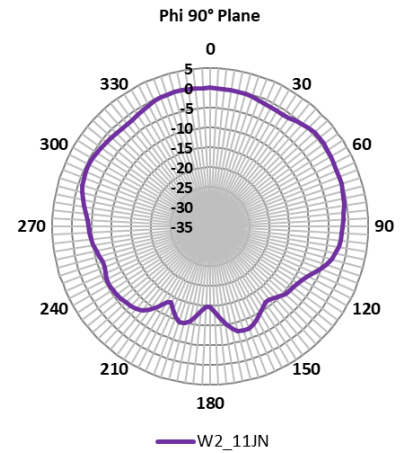
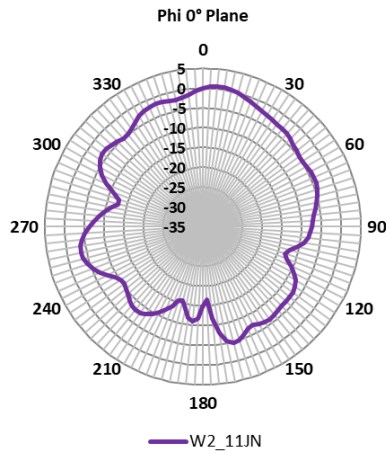
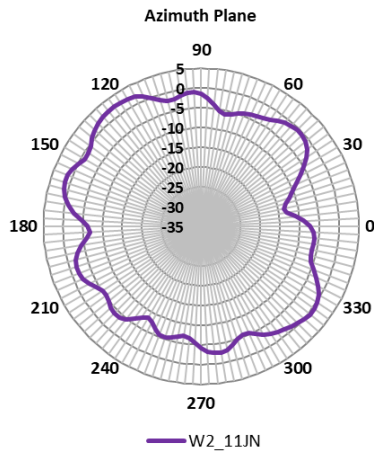
2500 MHz



4900 MHz

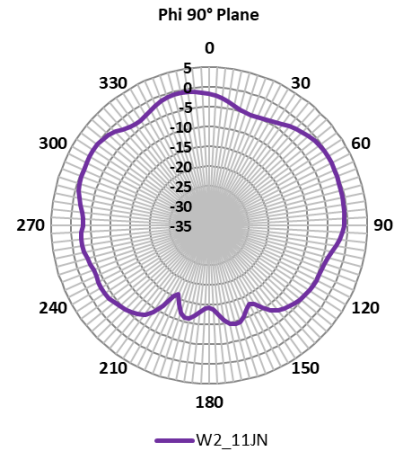
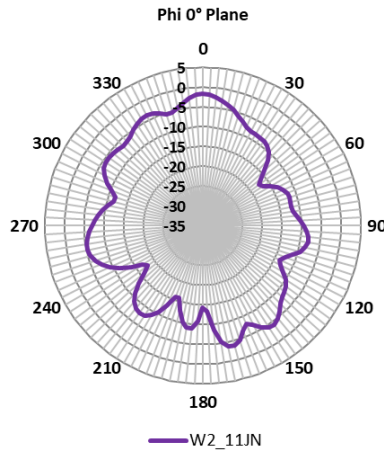
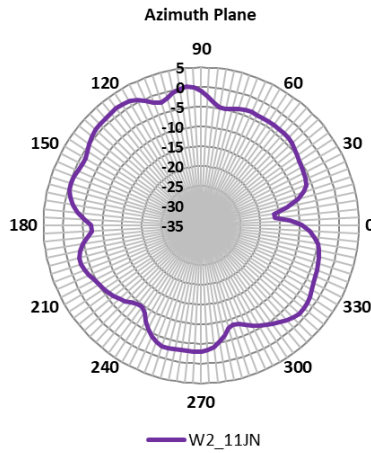


5750 MHz



RADIATION PATTERNS *without Ground Plane* - WIFI ANTENNAS

6000 MHz



RoHS

Laird Connectivity warrants to the original end user customer of its products that its products are free from defects in material and workmanship. Subject to conditions and limitations Laird Connectivity will, at its option, either repair or replace any part of its products that prove defective because of improper workmanship or materials. This limited warranty is in force for the useful lifetime of the original end product into which the Laird Connectivity product is installed. Useful lifetime of the original end product may vary but is not to exceed five (5) years from the original date of the end product purchase.

Any information furnished by Laird Connectivity and its agents is believed to be accurate and reliable. All specifications are subject to change without notice. Responsibility for the use and application of Laird Connectivity materials rests with the end user, since Laird Connectivity and its agents cannot be aware of all potential uses. Laird Connectivity makes no warranties as to the fitness, merchantability or suitability of any Laird Connectivity materials or products for any specific or general uses. Laird Connectivity shall not be liable for incidental or consequential damages of any kind. All Laird Connectivity products are sold pursuant to the Laird Connectivity Terms and Conditions of sale in effect from time to time, a copy of which will be furnished upon request.

© Copyright 2021 Laird Connectivity All Rights Reserved. Laird Connectivity, the Laird Connectivity logo, and other marks are trademarks or registered trademarks of Laird Connectivity or an affiliate company thereof. Other product or service names may be the property of third parties. Nothing herein provides a license under any Laird Connectivity or any third party intellectual property rights.

sales@lairdconnect.com
support@lairdconnect.com
www.lairdconnect.com

