



# TEST REPORT

Report No. A-053-11-V

Date of Issue: 5 March 2012

Department of Defense Interface Standard Military Standard 461  E  F

This test report is to certify that the device was tested according to the requirements of the above.  
The results of this report should not be construed to imply compliance of devices other than the sample tested.  
Without the laboratory approval by the documents, this report should not be copied in part.

## 1. Applicant

Company Name : IT Products Business Unit, Business solutions business Group,  
AVC networks company, Panasonic Corporation

Mailing Address : 1-10-12 Yagumo-higashi-machi, Moriguchi City, Osaka 570-0021, Japan

## 2. Identification of Tested Device

Device Name : Personal Computer  
 Model Number : CF-19  
 Serial Number : 1EKSA00552  
 Trade Name : Panasonic  
 Type of Test :  Product Validation  Design Validation  
 Test Plan Number : KEC-G111\_A-053-11-V Date:2012-3-5  
 Modification of Test Plan :  No  Yes (refer to deviation information in this report)

## 3. Test Items and Procedure

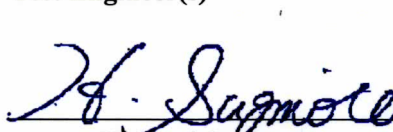
CE101, Conducted Emissions, Power Leads	<input checked="" type="checkbox"/> Pass	<input type="checkbox"/> Fail	<input type="checkbox"/> N/A
CE102, Conducted Emissions, Power Leads	<input checked="" type="checkbox"/> Pass	<input type="checkbox"/> Fail	<input type="checkbox"/> N/A
CS101, Conducted Susceptibility, Power Leads	<input checked="" type="checkbox"/> Pass	<input type="checkbox"/> Fail	<input type="checkbox"/> N/A
CS106, Conducted Susceptibility, Transients, Power Leads	<input type="checkbox"/> Pass	<input type="checkbox"/> Fail	<input checked="" type="checkbox"/> N/A (*3)
CS114, Conducted Susceptibility, Bulk Cable Injection	<input checked="" type="checkbox"/> Pass	<input type="checkbox"/> Fail	<input type="checkbox"/> N/A
CS115, Conducted Susceptibility, Bulk Cable Injection, Impulse Excitation	<input checked="" type="checkbox"/> Pass	<input type="checkbox"/> Fail	<input type="checkbox"/> N/A
CS116, Conducted Susceptibility, Damped Sinusoidal Transients, Cables and Power Leads	<input checked="" type="checkbox"/> Pass	<input type="checkbox"/> Fail	<input type="checkbox"/> N/A
RE101, Radiated Emissions, Magnetic Field	<input checked="" type="checkbox"/> Pass	<input type="checkbox"/> Fail	<input type="checkbox"/> N/A
RE102, Radiated Emissions, Electric Field	<input checked="" type="checkbox"/> Pass	<input type="checkbox"/> Fail	<input type="checkbox"/> N/A
RS101, Radiated Susceptibility, Magnetic Field	<input checked="" type="checkbox"/> Pass	<input type="checkbox"/> Fail	<input type="checkbox"/> N/A
RS103, Radiated Susceptibility, Electric Field	<input checked="" type="checkbox"/> Pass	<input type="checkbox"/> Fail	<input type="checkbox"/> N/A


Refer the below reason(s) with respect to the decision and justification not to test.

(\*1) DUT Specification    (\*2) Request of Applicant    (\*3) According to Test Plan


KEC Electronic Industry Development Center    Testing Division  
3-2-2, Hikari-dai, Seika-cho, Soraku-gun, Kyoto 619-0237 Japan

Test Engineer(s)

  
Hisanori Sugimoto

  
Hironori Okamoto



Approved by   
Kenji Masaoka / Group Manager