

POWER\$MART:SM

THE POWER IS IN YOUR HANDS

SAVE ENERGY | SAVE MONEY | SAVE THE PLANET



ALLIANCE TO
SAVE ENERGY

Creating an Energy-Efficient World

TABLE OF CONTENTS

- 1** What's Energy?
- 2** Energy Efficiency & Energy Conservation
- 3** Become Power\$mart
- 4** It Starts at Home
- 6** Is Your Home Leaking Energy Dollars? :
Windows, Insulation, Weather Stripping
- 8** Keeping Your Cool : *Heating and Cooling*
- 10** Light up Your Life : *Indoor and Outdoor Lighting*
- 14** Home Cooking : *Kitchens*
- 16** Coming Clean : *Dishwashers, Clothes Washers,
Hot Water Heaters*
- 18** Too 'Plugged In' : *Computers, Electronics, Appliances*
- 20** Driving Toward Efficiency
- 22** Moving on Up : *Energy Efficient Homes*
- 24** Resources
- 25** Doing Your Share : *Power\$mart Checklist*

The Alliance to Save Energy is a coalition of prominent business, government, environmental, and consumer leaders who promote the efficient use of energy worldwide to benefit consumers, the environment, economy, and national security. The Alliance is a nonprofit 501 (c) (3) organization.

This booklet has been reviewed and approved by the U.S. Environmental Protection Agency (EPA).

Copyright ©2005 by Alliance to Save Energy.

Power\$mart is a service mark of British Columbia Hydro & Power Authority and is used by the Alliance to Save Energy under a license agreement with British Columbia Hydro & Power Authority.

Reproduction of this booklet for educational and nonprofit purposes is permitted.

ENERGY

WHAT'S ENERGY?

Energy used to heat your home and power your TV is not too different from the energy your body gets when you eat a slice of pizza. Your body is like a powerhouse, turning food (fuel) into usable energy and waste byproducts.

A power plant does the same thing: Coal, oil, or natural gas (*nonrenewable fossil fuels*) goes in and gets burned up to power a big generator that sends energy to your house, with carbon dioxide, some noxious gases, and/or sludge as waste byproducts. The problem: fossil fuels (*from fossils, or remains, of dead animals and plants*) take millions of years to make. The volume of byproducts created when we burn fossil fuels is not easily reprocessed in our environment and causes pollution and related health problems.

FACT Energy production and use account for nearly 80 percent of air pollution, more than 83 percent of greenhouse gas emissions, and more environmental damage than any other human activity.

The Power is in Your Hands

If you replaced just four 75-watt incandescent bulbs that burn four or more hours a day in your home with four 23-watt fluorescent bulbs, you'd get as much light and save more than 2,000 kilowatt-hours (kWh) of electricity and \$190 over the 10,000-hour life of the bulbs. If all our nation's households did the same, we'd save as much energy as is consumed by some 38 million cars in one year.

Gain the Power\$martSM edge—the knowledge and power to make energy-efficient choices—and utilize the power that is in your hands. This brochure highlights efficient technologies and approaches, while its Power\$mart Tips provide the best energy smart practices. Together, they produce maximum results.

ENERGY EFFICIENCY AND ENERGY CONSERVATION

Energy efficiency and conservation means getting the most from every energy unit. Energy efficiency involves investment in state-of-the-art technologies and regular maintenance of energy-using equipment. Energy efficiency measures range from installing lighting control systems to maintaining proper tire pressures. Energy conservation usually involves changes in habits and other no-cost actions, such as turning off lights when not in use, reducing hot water heater temperatures, car-pooling and combining shopping trips. Energy efficiency and conservation are the cheapest, cleanest way to reduce energy use, energy prices, and pollution, and extend our nation's energy supplies.

Q & A

WHICH REPRESENTS ENERGY EFFICIENCY—TURNING OFF THE LIGHTS WHEN YOU LEAVE A ROOM OR USING COMPACT FLUORESCENT LIGHT BULBS? *Compact fluorescent bulbs save energy through technology. They use about one third of the energy of typical incandescent bulbs, last up to ten times longer, and generally pay back their higher purchase price in two years through lower utility bills. Turning off lights represents good energy conservation practices. Doing both is smart.*

BECOME POWER\$MART

The average household in the U.S. spends about \$1,500 each year on home energy, according to the U.S. Department of Energy (DOE). Volatile energy prices in 2005 boosted that home energy figure to nearly \$1,900 and to more than \$4,000 total including gasoline. What if you could save up to a third of that using the tips in this booklet? You could go away for a fabulous long weekend, save for college, or buy the latest video games, attire, and those cool shoes.

Power\$mart Tips : Put the Power in Your Hands

* Look for home and office products that have earned the ENERGY STAR®. These products have met energy efficiency guidelines set by the Environmental Protection Agency (EPA) and DOE. The ENERGY STAR® can be found on more than 40 product categories in your home, such as appliances, heating and cooling equipment, consumer electronics, office equipment, lighting fixtures and bulbs and new homes.



FACT Households that replace existing equipment with ENERGY STAR® qualified products can cut annual energy bills by 30 percent, or more than \$450 per year.






STARTS AT **IT STARTS**

A typical house releases 22,000 pounds of carbon dioxide (CO₂) annually, almost twice as much as a typical car's annual 11,500 pounds of CO₂ emissions, estimates EPA. This is due to emissions produced by power plants that generate the electricity used to run modern homes—plus home emissions from such things as oil or gas-fired furnaces. About two-thirds of the energy Americans use at home is from electricity. The remainder comes from natural gas and oil.

The United States currently emits 43,000 pounds of CO₂ annually per person. Many prominent scientists believe CO₂ is contributing to global climate change. Households use



AT HOME

about one-fifth of the energy consumed in the United States. Unfortunately, we don't even benefit from a lot of the energy we use. Energy dollars pour out of homes through drafty doors and windows and uninsulated attics, walls, floors and basements. Even some idle (turned off) appliances use energy 24 hours a day!

FACT The energy use of two families living in two homes that look EXACTLY alike can vary by 100 percent—which means that how you use what's in your home can double (or halve) your energy bills.

LEAKING IS YOUR HOME LEAKING ENERGY DOLLARS?

Perhaps your home wasn't built using today's high-quality, energy-efficient products or techniques. Perhaps previous occupants never took care of problems. Perhaps your heating and cooling bills are higher than you'd like. Where might energy be leaking from your home?

It might be going out the window—literally. **Some homes have enough leaks around windows and doors to equal a wide open three foot by three foot window!** Check your home's first line of defense against the elements—the outer shell—the roof, walls, floors, windows, and doors. It pays to deal with air leaks first to get the maximum savings from your heating and cooling systems and other energy-efficiency measures.

Power\$mart Tips : Put the Power in Your Hands

* Installing appropriate insulation for your climate (based on R-values) can increase your comfort, make your home quieter and cleaner, and reduce your heating and cooling costs up to 20 percent. Start with attic insulation, followed by exterior and basement walls, floors, and crawl spaces.

www.energystar.gov/homesealing

* If you're shopping for new windows, glass doors, or skylights, look for the ENERGY STAR®. Today's ENERGY STAR® qualified high-efficiency windows with double or triple panes can save \$125 to \$340 per household annually over single pane windows, depending on climate. They also improve comfort in both winter and summer.

www.efficientwindows.org and www.energystar.gov

* Find and plug those leaks. On a windy day, hold a lit incense stick next to your doors, windows, fixtures and electrical outlets to check for drafts. Or wet your fingertips and run them around the door or window frame—or hold up a tissue and see if it waves. Seal leaks between moving parts (between door or window and its frame) with weatherstripping. Fill leaks between nonmoving parts (between window frame and wall) with long-lasting indoor/outdoor clear caulk.



- * Install storm windows if you only have single-pane windows. If you can't afford that, consider temporary fixes for your older or leaky windows, such as plastic film kits that create the effect of an interior storm window.

FACT Gas-filled, double-pane windows with low-e coatings, such as those recommended by ENERGY STAR,[®] not only can lower your heating and cooling bills by as much as 30 percent, but will also increase comfort, reduce fading of home furnishings, reduce maintenance, and increase the resale value of your home.





KEEPING YOUR COOL

Your thermostat controls the heating and cooling system that consumes more than half of the energy in your home—the biggest chunk of your family's energy budget. How much of that energy is used to keep your house comfortable when no one is home or everyone is asleep? Probably a lot, if you don't adjust the thermostat when you leave the house or go to bed.

Introducing the programmable thermostat! It automatically coordinates the temperature of your home with your daily and weekly/weekend patterns—so you don't awaken to a chilly bedroom in winter or come home to a stuffy house in summer. Once you make the settings, you don't have to adjust the thermostat again.

Power\$mart Tips : Put the Power in Your Hands

- * When replacing a furnace, air conditioner, or heat pump, look for the ENERGY STAR®. You can get additional information from the yellow EnergyGuide label to compare every model in a category, its capacity, and estimated yearly energy cost.
- * ENERGY STAR® qualified geothermal heat pumps use the constant temperature of the earth to efficiently transfer heat to the home in winter or cool air to the home in summer. They require adequate land and an added up front expenditure.
- * If you have a heat pump, dramatically turning up the heat by hand is costly because it may trigger the inefficient electric backup heater, eating up any savings from reducing the thermostat. (A programmable thermostat designed for heat pumps will gradually raise the heat without activating the backup heat.)
- * When adjusting the thermostat by hand, remember that the house will not warm up or cool down any faster if you crank up the thermostat past the desired temperature. Besides, it is easy to forget to turn it back down, which will waste energy dollars.
- * Poor performing ducts can leak conditioned air and reduce your system's efficiency. Sealing duct air leaks and insulating ducts in attics and crawlspaces can improve comfort and save energy.
- * Clean or replace furnace and air conditioner filters once a month during heating/cooling season.

FACT An ENERGY STAR® qualified furnace or air conditioning system, when properly sized and installed, along with sealed ducts and a properly used programmable thermostat, can save consumers as much as 20 percent on heating and cooling bills.

FACT For each degree you lower your thermostat in winter, you can save up to 5 percent on the heating portion of your energy bill (depending on your climate region).

save
5 %

LIGHT UP

Nearly 10 percent of the average home's electricity costs can be controlled with the flip of a switch—a light switch—notes EPA. So how can you light the house more efficiently?

A good solution: **Compact fluorescent bulbs (CFLs)** use about two-thirds less energy and last up to 10 times longer than incandescent bulbs. CFLs have improved tremendously since first introduced; they have become smaller, cheaper, brighter, and offer improved color quality.



YOUR LIFE

Power\$mart Tips : Put the Power in Your Hands

- * Don't like coming home to a dark house? Instead of leaving lights on, put timers on a few of the lights in your home, or install motion detectors on exterior flood lights to improve your home security. After you get inside, the sensor will "remember" to turn the lights off.
- * Replace all light fixtures and bulbs that operate four or more hours a day with compact fluorescent bulbs to save money and energy. Use lumens—the amount of light produced—to compare lights. For example, a 23-watt fluorescent bulb produces about the same number of lumens as a 75-watt incandescent. Your investment will generally pay for itself in a couple of years.
- * Let "Mother Nature" light your home. Sunlight is brighter than a multitude of light bulbs, and it's free.
- * Turn off all lights not in use to save money and energy.

FACT If every U.S. household replaced just one traditional light with an ENERGY STAR[®] qualified bulb, we would save enough energy to light 7 million homes, save \$600 million in utility bills, and reduce greenhouse gas emissions equivalent to removing 1 million cars from the road for a year, EPA estimates.

collectively we could
save
600
million dollars

To the right is a comparison of two types of bulbs giving off the same amount of light and burning for four hours per day for the lifetime of the fluorescent bulb (10,000 hours). You'll be on your 14th incandescent bulb when your fluorescent bulb finally burns out — in about 7 years.

ENLIGHTENING WARNING!

Halogen torchiere lamps have grown in popularity. Although relatively inexpensive to purchase, they are expensive to operate and very inefficient. The halogen bulbs in these lamps operate at temperatures much hotter than regular bulbs and can cause fires, warns the U.S. Consumer Product Safety Commission (CPSP). Consider a safe ENERGY STAR® qualified torchiere.

DESCENT /S. ORESCENT BULB



Bulb Type	75W Incandescent	23W Compact Fluorescent
Purchase Price	\$0.75	\$9.00
Life of the Bulb	750 hours	10,000 hours
Number of Hours Burned per Day	4 hours	4 hours
Number of Bulbs Needed over 6.85 years	14	1
Total Cost of Bulbs	\$10.50	\$9.00
Lumens	1,200	1,400
Total Cost of Electricity over 6.85 years (9.3 cents/kWh total)	\$69.95	\$21.45
Your Total Cost over 6.85 years	\$80.45	\$30.45

Total Savings with the Compact Fluorescent:
\$50.00




HOME COOL

HOME

The kitchen uses a big chunk of your home energy budget. Your refrigerator alone—which is on 24 hours a day—accounts for about 10 percent of the total home electricity bill. So where can you apply energy efficiency in the kitchen?

Shopping for a major appliance before the old one breaks down gives you the best chance to find a higher efficiency model with the features you want. The typical refrigerator sold today has more features yet uses less than half the electricity of a comparable model sold in 1980. Choose ENERGY STAR® appliances to ensure greatest efficiency and energy savings.




COOKING

Power\$mart Tips : Put the Power in Your Hands

- * Buy a new fridge that is the right size for your needs to avoid wasting energy cooling nothing.
- * Use a microwave or toaster oven to cook small portions and a conventional oven or stove-top for larger items.
- * A watched pot will eventually boil—but putting a lid on it reduces cooking time and energy use. Also, match the pot size to burner size to avoid energy waste.

FACT Refrigerators in the U.S. alone use the equivalent of the output of about 60 300-MW power plants. If all of the nation's households used the most efficient refrigerators, electricity savings would eliminate the need for about 20-30 power plants.



COMING


From gym clothes to water glasses to little Johnny, there's no shortage of washing to do around the home—all of which takes energy. Just making hot water uses about 15 percent of your home energy budget.

Many new innovations in the cleaning department save energy. One of the simplest and least expensive is a low-flow shower head—a familiar technology that has improved from earlier versions. It can cut your shower water use in half while maintaining the same pressure as before.

Power\$mart Tips : Put the Power in Your Hands

If you are in the market for new appliances, look for ENERGY STAR® qualified products with these energy-saving features:


- * Dishwashers that use soil sensors to shorten the washing cycle, saving water and energy.



CLEAN

- * Clothes dryers that have moisture sensors, turning off the unit when the clothes are dry.
- * Clothes washers that use less water and energy than less efficient models.
- * Set your hot water heater thermostat at 120 degrees. It's hot enough for most needs—including dishwashers, which generally are made with booster heaters—and it cuts down on energy needed to keep water hot in the tank.
- * Wrap your hot water tank in an insulating “blanket” if it feels warm to the touch.
- * Use cold water for laundry to save up to \$63 a year. Today's cold water detergents do a good job.
- * Wash only when you have full loads.

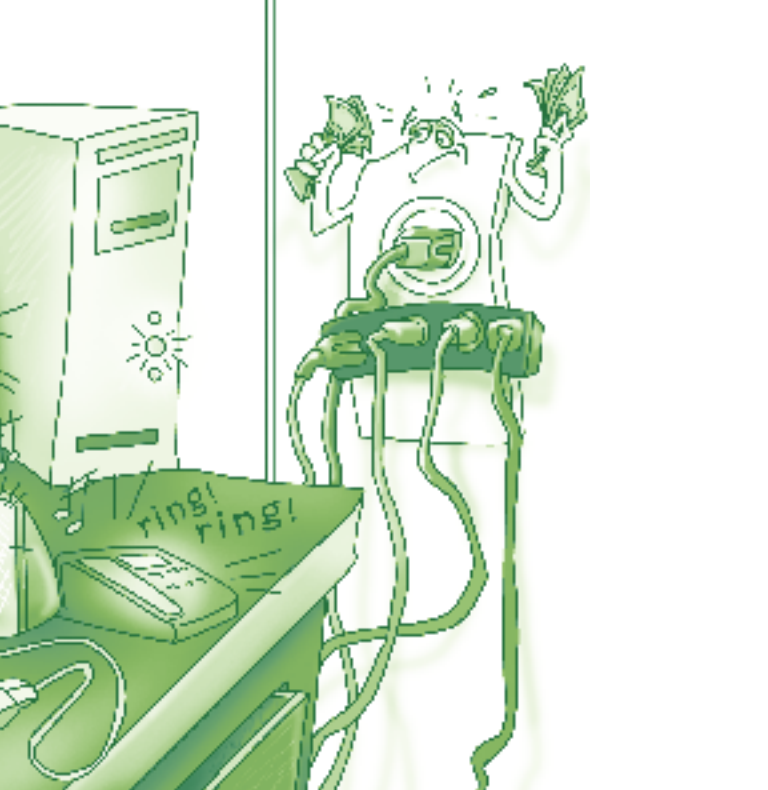
\$save
63
dollars
per year



TOO 'PLUGG

Our consumer-oriented society, the growth of new technologies, and the fact that more people are working from home have dramatically increased the number of products that require power in the average home. The average home has roughly 2 TVs, a VCR, a DVD player and 3 telephones. Replacing these items with ENERGY STAR® models—which use as much as 50 percent less energy—would save more than 25 billion pounds of greenhouse gas emissions, the equivalent to taking 3 million cars off the road for one year, according to EPA.

Many idle appliances—TVs, VCRs, cable boxes, DVD and CD players, cassette decks, cordless phones, burglar alarms, microwaves—continue to consume energy when switched off. This energy keeps display clocks lit and memory chips and remote controls working. Lawrence Berkeley National Laboratory calculates that these energy “leaks” account for 5 percent of total domestic electricity consumption, cost more than \$4 billion annually, and spew 12 million tons of carbon into the atmosphere.



PLUGGED IN ED IN'

Power\$mart Tips : Put the Power in Your Hands

- * Buy ENERGY STAR®-labeled electronics. Make sure you are using the power management or “sleep” feature on ENERGY STAR® qualified home office equipment (PC, fax, printer, scanner) so that they automatically power down when not in use to save up to \$70 annually in electricity bills and improve product longevity.
- * Turning off your computer and electronics during long periods of non-use cuts costs and improves longevity.

FACT Each year, Americans spend more money to power home audio and DVD products when turned off than when actually in use.

FACT By 2015, consumer electronics and small appliances will be responsible for almost 30 percent of all household electricity use.

Source: Energy Information Administration (EIA).

DRIVING TOWA

Well over 200 million passenger cars and light trucks currently travel American roads. Using fuel to power these vehicles has enormous impact on the nation's environment and national security, as well as family budgets. Indeed, the typical American household will spend \$2,500 or more for gasoline this year.

Power\$mart Tips : Put the Power in Your Hands

* If you are in the market for a new car, think high gas mileage to save hundreds of dollars in fuel bills over the life of the car and reduce pollution and greenhouse gas emissions.

www.fueleconomy.gov

* Purchase the most fuel-efficient vehicle in a particular class and save up to \$300-\$700 in fuel costs per year. And by purchasing a vehicle that gets five more miles per gallon than your current vehicle, you can avoid emitting about 17 tons of greenhouse gases over the lifetime of the vehicle.

* Keep your car properly tuned up to improve gas mileage by about 4 percent.

* Replace a faulty oxygen sensor to improve mileage by as much as 40 percent. Keep air filters clean to improve mileage by as much as 10 percent.

* Keep tires properly inflated to improve gas mileage by as much as 3 percent.

* Obey the speed limit because speeding cuts fuel economy 7 to 23 percent, as gas mileage decreases rapidly above 60 mph.

FORWARD EFFICIENCY

Purchase the most fuel-efficient vehicle in a particular class and save up to \$300-\$700 in fuel costs per year. And by purchasing a vehicle that gets five more miles per gallon than your current vehicle, you can avoid emitting about 17 tons of greenhouse gases over the lifetime of the vehicle.



MOVING ON UP: ENERGY EFFICIENT

Looking to rent or buy a new home? If you have previously experienced costly repairs to achieve savings and comfort, you may know the value of a quality, energy-efficient home. Beyond earlier points in this booklet, how might you know if a home is built to the highest efficiency standards?

Power\$mart Tips : Put the Power in Your Hands

* Look for new homes with the ENERGY STAR[®]. They are certified to use at least 30 percent less energy than required by the national Model Energy Code or 15 percent less energy than the state energy code, whichever is more rigorous, and typically feature high-performance windows, advanced insulation and sealing, and high-efficiency appliances and heating/cooling systems.
www.energystar.gov

* Obtain a home energy rating to determine a home's relative energy efficiency prior to purchasing to see what upgrades would have the greatest payoff. The cost can sometimes be financed as part of an energy-efficient mortgage.

* If you are refinancing your home, consider wrapping in energy-efficiency home improvements. Your interest may be tax deductible.

* Consider landscaping around the home. Planting evergreen trees on the north side and deciduous (leafy) trees on the south side of a home can block winter winds and summer sun.

You can rest assured that energy-efficient homes and products, fuel-efficient cars, and energy smart practices will do the work of cutting your utility and gasoline bills, decreasing pollution and greenhouse gas emissions, and increasing energy security day after day, year after year. **They pay off now and in the future.**

EFFICIENT HOMES

Obtain a home energy rating to determine a home's relative energy efficiency prior to purchasing to see what upgrades would have the greatest payoff. The cost can sometimes be financed as part of an energy-efficient mortgage.



WEB, PUBLICATIONS, AND PHONE RESOURCES

For further information on energy efficiency and shopping
for energy-efficient products

U.S. Environmental Protection Agency

ENERGY STAR® Programs

6202J

1200 Pennsylvania Avenue, NW

Washington, DC 20460

Hotline: 1-888-STAR-YES (1-888-782-7937)

www.energystar.gov

U.S. Department of Energy

Order a free copy of

Energy Savers: Tips on Saving Money and Energy at Home

disponible en español

1-877-337-3463

www.energysavers.gov

For additional DOE information: www.eere.doe.gov

Compare vehicles' fuel economy: www.fueleconomy.gov

Visit Alliance to Save Energy's consumer web site:

www.ase.org/consumers

- * Tips to Lower Your Energy Bills
- * Refinancing and Remodeling
- * Power\$mart Booklet
- * Consumer Home and Vehicle Tax Credits
- * Multimedia Screening Room
- * Home Energy Checkups and Audits
- * Shopping for Energy-Efficient Products
- * Kids and Energy Hog
- * Energy Efficiency and Conservation

Consumer Guide to Home Energy Savings; Guide to Energy-Efficient Office Equipment; greencars.com

Contact organization for prices

ACEEE

1001 Connecticut Ave., NW #801

Washington, DC 20036

Phone: 202-429-0063

Fax: 202-429-0193

E-mail: info@aceee.org

www.aceee.org

Save Money & Save the Environment: A Consumer Guide To Buying Energy-Efficient Products for the Home

Limited quantities available free of charge

Consumer Federation of America

1620 I St. NW, Suite 200

Washington, DC 20006

Phone: 202-387-6121

Email: info@buyenergyefficient.org

www.buyenergyefficient.org

DOING YOUR SHARE

There are many ways to improve your home's energy efficiency. The "mix and match" choices are yours: You can invest in the latest energy-efficient technologies and products, make basic low-cost home improvements, and/or develop energy-smart practices that save money and energy.

Here is a brief foldout checklist to see how you are doing. Use it to assess how Power\$mart and energy conscious you are and to set some goals for you and your family.



POWER\$MART

Energy-Efficient ENERGY STAR® Purchases

ENERGY STAR® qualified products: top consideration in new or replacement product purchases for your home

- 1 High-efficiency furnace/air conditioner or heat pump
- 2 Programmable thermostat
- 3 Double-pane windows with low-e coatings
- 4 Compact and other fluorescent light bulbs
- 5 Energy-efficient refrigerator
- 6 Dishwasher that saves water and energy
- 7 Clothes dryer with moisture sensor
- 8 Clothes washer that saves water and energy
- 9 Efficient home office equipment and electronics
- 10 Insulate attic, exterior walls, basement, and crawl spaces
- 11 Replace dangerous, inefficient halogen torchiere lamp with ENERGY STAR® qualified torchiere ...
- 12 Certified ENERGY STAR® home

Low Cost Home Improvements

- 1 Replace furnace and air conditioning filters monthly
- 2 Caulk between window/door frames and walls
- 3 Weatherstrip between doors and frames
- 4 Add storm windows or use plastic film kits to improve single-pane windows
- 5 Insulate hot water heater
- 6 Install motion sensors, dimmers, and timers for indoor and outdoor lighting
- 7 Plant trees to shelter your home from the elements
- 8 Install ceiling or other fans to cut down on air conditioning costs

No Cost Energy Conscious Behaviors

- 1 Clean furnace and air conditioner filters
- 2 Turn off lights when you leave a room
- 3 Use sunlight for light or heat whenever practical
- 4 Match pot size to burner size and keep the lid on it
- 5 Set hot water heater no higher than 120° F
- 6 Do laundry in cold water
- 7 Use ENERGY STAR® qualified computer sleep feature
- 8 Turn off electronics when not in use
- 9 Close blinds or shades in summer ...
- 10 Do full loads in dishwashers, clothes washers, and dryers
- 11 Keep your car tuned up and its tires properly inflated



POWER\$MART CHECKLIST

SAVE ENERGY
SAVE MONEY
SAVE THE PLANET

To obtain 1-10 copies of Power\$mart, write or call:

Federal Citizen Information Center

Pueblo, CO 81009

Phone: 1-888-878-3256

To obtain more than 10 copies of Power\$mart or customize booklet with your company, agency, or organizational name for orders above 1,000, check the web for costs and an order form at

www.ase.org/powersmart



1200 18th Street NW
Suite 900
Washington, DC 20036

A L L I A N C E T O

SAVE ENERGY

Creating an Energy-Efficient World

202.857.0666 PH

202.331.9588 FX

info@[ase.org](mailto:info@ase.org)

