



# Perfect sparkle, trendy design

## MASTERColour CDM-R111 Elite

MASTERColour CDM-R111 Elite combines the trendy look of 111 mm aluminum-reflector halogen lamps with the long life, high energy efficiency and crisp white light of MASTERColour CDM.

### Benefits

- Crisp white sparkling light
- Easy installation
- Less glare, comfort for shoppers and staff

### Features

- High lamp efficacy
- Long lamp lifetime compared to incandescent and halogen lamps
- The ceramic discharge tube is optimally positioned and stable in the reflector
- UV-block burner capsule
- Anti-glare cap design

### Application

- Accent and decorative lighting: display lighting with sparkling, theatrical effects, even in surroundings with very high background ambient light levels, such as shops windows
- General lighting: in downlighters, a warm and comfortable atmosphere can be created

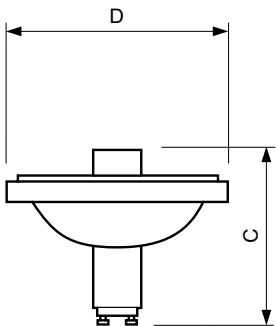
# MASTERColour CDM-R111 Elite

## Versions



CDM-R111 Elite GX8.5

## Dimensional drawing



Product	D (max)	C (max)
MASTERColour CDM-R111 Elite CDM-R111 Elite 70W/930 GX8.5 40D	111 mm	95 mm
MASTERColour CDM-R111 Elite CDM-R111 Elite 70W/930 GX8.5 24D	111 mm	95 mm
MASTERColour CDM-R111 Elite CDM-R111 Elite 70W/930 GX8.5 24D	111 mm	95 mm
MASTERColour CDM-R111 Elite CDM-R111 Elite 70W/930 GX8.5 10D	111 mm	95 mm
MASTERColour CDM-R111 Elite CDM-R111 Elite 35W/930 GX8.5 10D	111 mm	95 mm
MASTERColour CDM-R111 Elite CDM-R111 Elite 35W/930 GX8.5 40D	111 mm	95 mm
MASTERColour CDM-R111 Elite 35W/930 GX8.5 24D	111 mm	95 mm
MASTERColour CDM-R111 Elite CDM-R111 Elite 35W/930 GX8.5 24D	111 mm	95 mm
MASTERColour CDM-R111 Elite 35W/930 GX8.5 10D	111 mm	95 mm
MASTERColour CDM-R111 Elite CDM-R111 Elite 70W/930 GX8.5 10D	111 mm	95 mm

# MASTERCcolour CDM-R111 Elite

## Controls and Dimming

Dimmable	No
----------	----

## Operating and Electrical

Voltage (Nom)	89 V
Re-Ignition Time (Min) (Max)	15 min
Warm Up Time To 60% Light (Nom)	120 s

## General Information

Cap-Base	GX8.5
Life To 20% Failures (Nom)	10500 h
Life To 50% Failures (Nom)	12000 h
Life To 5% Failures (Nom)	8000 h
Operating Position	UNIVERSAL
Switching Cycle	1050X

## Light Technical

Color Code	930
Color Designation	Warm White (WW)
Correlated Color Temperature (Nom)	3000 K
Lmf At End Of Nominal Lifetime (Nom)	70 %
Lumen Maintenance 12000 h (Nom)	70 %
Lumen Maintenance 2000 h (Nom)	90 %
Lumen Maintenance 4000 h (Nom)	85 %

## Mechanical and Housing

Bulb Finish	Reflector
Bulb Shape	R111

## Approval and Application

Order Code	Full Product Name	Energy	Energy	Mercury (Hg) Content (Nom)
		Consumption kWh/ 1000 h	Efficiency Label (EEL)	
928195305330	MASTERCcolour CDM-R111 Elite CDM-R111 Elite 35W/930 GX8.5 10D	43 kWh	B	4.7 mg
928195305391	MASTERCcolour CDM-R111 Elite 35W/930 GX8.5 10D	43 kWh	B	4.7 mg
928195405330	MASTERCcolour CDM-R111 Elite CDM-R111 Elite 35W/930 GX8.5 24D	43 kWh	A	4.7 mg
928195405391	MASTERCcolour CDM-R111 Elite 35W/930 GX8.5 24D	43 kWh	A	4.7 mg
928195505330	MASTERCcolour CDM-R111 Elite CDM-R111 Elite 35W/930 GX8.5 40D	43 kWh	A	4.7 mg
928195605330	MASTERCcolour CDM-R111 Elite CDM-R111 Elite 70W/930 GX8.5 10D	80 kWh	B	6.6 mg
928195605391	MASTERCcolour CDM-R111 Elite CDM-R111 Elite 70W/930 GX8.5 10D	80 kWh	B	6.6 mg
928195705330	MASTERCcolour CDM-R111 Elite CDM-R111 Elite 70W/930 GX8.5 24D	80 kWh	A	6.6 mg
928195705391	MASTERCcolour CDM-R111 Elite CDM-R111 Elite 70W/930 GX8.5 24D	80 kWh	A	6.6 mg
928195805330	MASTERCcolour CDM-R111 Elite CDM-R111 Elite 70W/930 GX8.5 40D	80 kWh	A	6.6 mg

## Operating and Electrical

Order Code	Full Product Name	Lamp			
		Current (EM) (Nom)	Voltage (Max)	Voltage (Min)	Power (Rated) (Nom)
928195305330	MASTERCcolour CDM-R111 Elite CDM-R111 Elite 35W/930 GX8.5 10D	0.440 A	97 V	81 V	39 W
928195305391	MASTERCcolour CDM-R111 Elite 35W/930 GX8.5 10D	0.440 A	97 V	81 V	39 W
928195405330	MASTERCcolour CDM-R111 Elite CDM-R111 Elite 35W/930 GX8.5 24D	0.440 A	97 V	81 V	39 W
928195405391	MASTERCcolour CDM-R111 Elite 35W/930 GX8.5 24D	0.440 A	97 V	81 V	39 W
928195505330	MASTERCcolour CDM-R111 Elite CDM-R111 Elite 35W/930 GX8.5 40D	0.440 A	97 V	81 V	39 W
928195605330	MASTERCcolour CDM-R111 Elite CDM-R111 Elite 70W/930 GX8.5 10D	-	98 V	80 V	73.0 W

Order Code	Full Product Name	Lamp			
		Current (EM) (Nom)	Voltage (Max)	Voltage (Min)	Power (Rated) (Nom)
928195605391	MASTERCcolour CDM-R111 Elite CDM-R111 Elite 70W/930 GX8.5 10D	-	98 V	80 V	73.0 W
928195705330	MASTERCcolour CDM-R111 Elite CDM-R111 Elite 70W/930 GX8.5 24D	-	98 V	80 V	73.0 W
928195705391	MASTERCcolour CDM-R111 Elite CDM-R111 Elite 70W/930 GX8.5 24D	-	98 V	80 V	73.0 W
928195805330	MASTERCcolour CDM-R111 Elite CDM-R111 Elite 70W/930 GX8.5 40D	-	98 V	80 V	73.0 W

## General Information

# MASTERCLOUR CDM-R111 Elite

Order Code	Full Product Name	Life To 10% Failures (Nom)
928195305330	MASTERCLOUR CDM-R111 Elite CDM-R111 Elite 35W/930 GX8.5 10D	5500 h
928195305391	MASTERCLOUR CDM-R111 Elite 35W/930 GX8.5 10D	5500 h
928195405330	MASTERCLOUR CDM-R111 Elite CDM-R111 Elite 35W/930 GX8.5 24D	5500 h
928195405391	MASTERCLOUR CDM-R111 Elite 35W/930 GX8.5 24D	5500 h
928195505330	MASTERCLOUR CDM-R111 Elite CDM-R111 Elite 35W/930 GX8.5 40D	5500 h
928195605330	MASTERCLOUR CDM-R111 Elite CDM-R111 Elite 70W/930 GX8.5 10D	9500 h

Order Code	Full Product Name	Life To 10% Failures (Nom)
928195605391	MASTERCLOUR CDM-R111 Elite CDM-R111 Elite 70W/930 GX8.5 10D	9500 h
928195705330	MASTERCLOUR CDM-R111 Elite CDM-R111 Elite 70W/930 GX8.5 24D	9500 h
928195705391	MASTERCLOUR CDM-R111 Elite CDM-R111 Elite 70W/930 GX8.5 24D	9500 h
928195805330	MASTERCLOUR CDM-R111 Elite CDM-R111 Elite 70W/930 GX8.5 40D	9500 h

## Light Technical (1/2)

Order Code	Full Product Name	Beam		Chromaticity	
		Angle (Nom)	Beam Description	Coordinate X (Nom)	Coordinate Y (Nom)
928195305330	MASTERCLOUR CDM-R111 Elite CDM-R111 Elite 35W/930 GX8.5 10D	10 °	Spot	0.432	0.392
928195305391	MASTERCLOUR CDM-R111 Elite 35W/930 GX8.5 10D	10 °	Spot	0.432	0.392
928195405330	MASTERCLOUR CDM-R111 Elite CDM-R111 Elite 35W/930 GX8.5 24D	24 °	Narrow Flood	0.432	0.392
928195405391	MASTERCLOUR CDM-R111 Elite 35W/930 GX8.5 24D	24 °	Narrow Flood	0.432	0.392
928195505330	MASTERCLOUR CDM-R111 Elite CDM-R111 Elite 35W/930 GX8.5 40D	40 °	Flood	0.432	0.392
928195605330	MASTERCLOUR CDM-R111 Elite CDM-R111	10 °	Spot	0.441	0.397

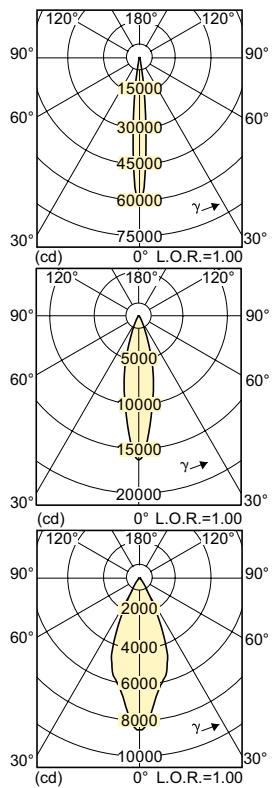
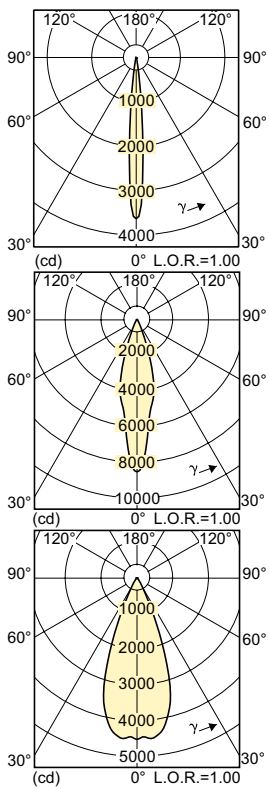
Order Code	Full Product Name	Beam		Chromaticity	
		Angle (Nom)	Beam Description	Coordinate X (Nom)	Coordinate Y (Nom)
	Elite 70W/930 GX8.5 10D				
928195605391	MASTERCLOUR CDM-R111 Elite CDM-R111 Elite 70W/930 GX8.5 10D	10 °	Spot	0.441	0.397
928195705330	MASTERCLOUR CDM-R111 Elite CDM-R111 Elite 70W/930 GX8.5 24D	24 °	Narrow Flood	0.441	0.397
928195705391	MASTERCLOUR CDM-R111 Elite CDM-R111 Elite 70W/930 GX8.5 24D	24 °	Narrow Flood	0.441	0.397
928195805330	MASTERCLOUR CDM-R111 Elite CDM-R111 Elite 70W/930 GX8.5 40D	40 °	Flood	0.441	0.397

## Light Technical (2/2)

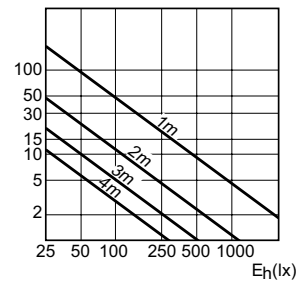
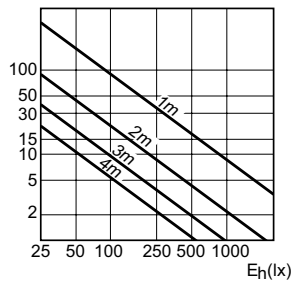
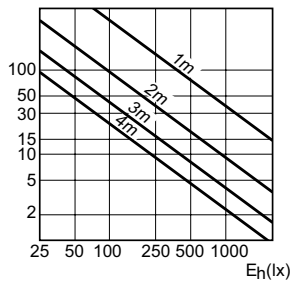
Order Code	Full Product Name	Color Rendering		Luminous Efficacy (rated) (Nom)	Design Mean Lumens	Luminous Intensity (Min)	Luminous Intensity (Nom)
		Index (Min)	Index (Nom)				
928195305330	MASTERCLOUR CDM-R111 Elite CDM-R111 Elite 35W/930 GX8.5 10D	87	90	37 lm/W	1200 lm	27000 cd	36000 cd
928195305391	MASTERCLOUR CDM-R111 Elite 35W/930 GX8.5 10D	87	90	37 lm/W	1200 lm	27000 cd	36000 cd
928195405330	MASTERCLOUR CDM-R111 Elite CDM-R111 Elite 35W/930 GX8.5 24D	87	90	46 lm/W	1500 lm	6500 cd	8500 cd
928195405391	MASTERCLOUR CDM-R111 Elite 35W/930 GX8.5 24D	87	90	46 lm/W	1500 lm	6500 cd	8500 cd
928195505330	MASTERCLOUR CDM-R111 Elite CDM-R111 Elite 35W/930 GX8.5 40D	87	90	46 lm/W	1500 lm	3500 cd	4500 cd

# MASTERCoulour CDM-R111 Elite

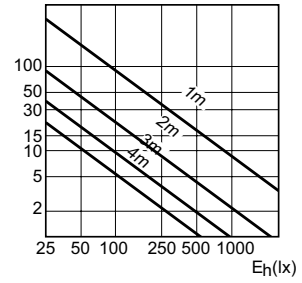
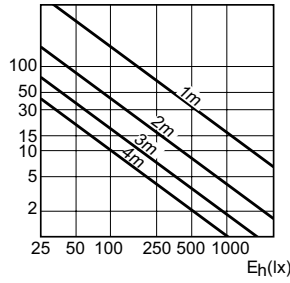
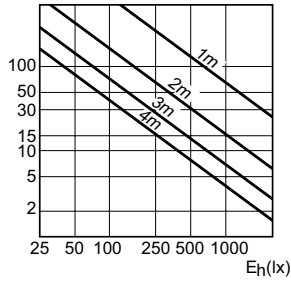
Order Code	Full Product Name	Color Rendering Index (Min)	Color Rendering Index (Nom)	Luminous Efficacy (rated) (Nom)	Design Mean Lumens	Luminous Intensity (Min)	Luminous Intensity (Nom)
928195605330	MASTERCoulour CDM-R111 Elite CDM-R111 Elite 70W/930 GX8.5 10D	89	92	39 lm/W	2400 lm	34000 cd	45000 cd
928195605391	MASTERCoulour CDM-R111 Elite CDM-R111 Elite 70W/930 GX8.5 10D	89	92	39 lm/W	2400 lm	34000 cd	45000 cd
928195705330	MASTERCoulour CDM-R111 Elite CDM-R111 Elite 70W/930 GX8.5 24D	89	92	50 lm/W	3100 lm	12000 cd	16000 cd
928195705391	MASTERCoulour CDM-R111 Elite CDM-R111 Elite 70W/930 GX8.5 24D	89	92	50 lm/W	3100 lm	12000 cd	16000 cd
928195805330	MASTERCoulour CDM-R111 Elite CDM-R111 Elite 70W/930 GX8.5 40D	89	92	50 lm/W	3100 lm	6500 cd	8500 cd



## Accent Diagrams



Accent Diagrams



Beam Diagrams

