

ULTRA LED™ RT4 and RT5/6 QUAD

Recessed Downlight Kit



The SYLVANIA ULTRA RT QUAD offers 4" and 5/6" compatible LED recessed downlight kit creating high performing white light and is optimized for retrofit applications. Installation is done quickly and easily in most standard 4" and 5" or 6" Insulated Ceiling (IC) housings, Airtight (AT) housings and non-IC housings.

Dimming

The SYLVANIA ULTRA RT QUAD Series recessed downlight kits are dimmable down to 10% of full light output with compatible dimmers. The minimum dimming value is based on light output using compatible dimmers, and may not be an indication of the kit's full rated capability. For dimming with digital (smart) multi-location dimmers or when dimming fewer than four LED modules, electronic low-voltage (ELV) dimmers are required (some ELV dimmers need a neutral connection in the wallbox).

Application Information

Applications

- Healthcare
- Hospitality
- Office
- Property Management
- Residential
- Retail

Key Features & Benefits

- Lumen package:
 - 4" – 600lm
 - 5/6" – 900lmReplacement for up to 65W incandescent lamps
- RTQ5/6 fits into most 5" and 6" recessed downlight fixtures
- CCT: 2700K/3000K/4000K/5000K
- CRI: 90
- Beam angle: 4" – 105°; 5/6" – 95°
- Dimmable down to 10%* of full light output with compatible dimmers
- 50,000 hour life (L₇₀)
- Suitable for indoor and outdoor dry, damp and wet locations
- Reduces energy consumption up to 84%
- 120V input voltage
- CEC compliant product meets 2016 California Title 20 and Title 24 fixture requirements for high efficacy luminaire
- Lasts up to 25 times longer than incandescent lamps
- No warm-up time, instant-on with full light output and stable lamp to lamp color
- Integrated white trim, white baffle reflector socket adaptor (included) for direct replacement

* Performance may vary depending on dimmer used in application. Different kit models (NAEDs) should not be mixed on the same dimmer circuit, performance may be affected. Please refer to Dimmer Compatibility List (RETRO-DIM) for a list of compatible dimmers or visit www.SYLVANIA.com/LEDretrofit.

Quality of Light

The SYLVANIA ULTRA RT QUAD Series provides excellent 90 CRI color rendering and a selection of color temperatures (2700K, 3000K, 4000K and 5000K). LEDs have virtually no UV or infrared radiation to damage or fade furnishings, art or other objects.

Optical Design

Optical design efficiently directs light output in a wide beam angle up to 105 degrees.

Accessories

Assorted color retrofit trims, GU24 socket adaptor, push wire adaptor.

Specifications and Certifications



Specification Data

Catalog #	Type
Project	
Comments	
Prepared by	

Specifications

Energy Data

Minimum Starting Temp: -40°F (-40°C)
EMI/RFI: FCC Title 47 CFR, Part 15, Class B
Sound Rating: <24dBA
Input Voltage: 120V
Power Factor: >0.90

Input Frequency: 60Hz

THD: <20%

Input Power: 9W and 13W

**Maximum Ambient Operating Temperature
(Insulated Ceiling or Non-Insulated Ceiling):**
 104°F (40°C)

Lighting Data

Lumen Output: 600 and 900 lumens
Correlated Color Temperature (CCT):
 2700K, 3000K, 4000K, 5000K
Color Rendering Index (CRI): 90
 R9>50

Ordering Information

Item Number	Ordering Abbreviation	Recessed Housing	Replaced Incandescent Wattage	Nominal Wattage (W)	Delivered Light Output (lm)	Color Temperature	CRI	Avg. Rated Life (hrs)*
74925	LEDRTQ4600927	4in	50W	9W	600	2700K	90	50,000
74924	LEDRTQ4600930	4in	50W	9W	600	3000K	90	50,000
74926	LEDRTQ4600940	4in	50W	9W	600	4000K	90	50,000
74927	LEDRTQ4600950	4in	50W	9W	600	5000K	90	50,000
74928	LEDRTQ56900927	5in and 6in	65W	13W	900	2700K	90	50,000
74929	LEDRTQ56900930	5in and 6in	65W	13W	900	3000K	90	50,000
74930	LEDRTQ56900940	5in and 6in	65W	13W	900	4000K	90	50,000
74931	LEDRTQ56900950	5in and 6in	65W	13W	900	5000K	90	50,000

* LED lamp life is defined as the number of hours when 50% of an average group of identical lamps reached 70% of its initial lumens.

Ordering Guide

LED	/	RTQ5/6	/	900	/	9	30
LED		Product Name: RT6 5/6=fits 5" and 6" housing		Light Output 900 lm		CRI >90	Color Temperature 3000K

Energy Savings

Basic Product Description	LED Lumens	LED Life	Traditional Lamp Types	Lumens	Life	Watts Saved With RTQ	RTQ Energy Savings*	RTQ Life Benefit
RTQ4 9W	600	50,000	Incandescent 65WBR30	640	2000	56	\$308	25X
RTQ5/6 13W	900	50,000	Incandescent 75WBR40	935	2000	62	\$341	25X

* Based on \$0.11/kWh over 50,000 hours life.

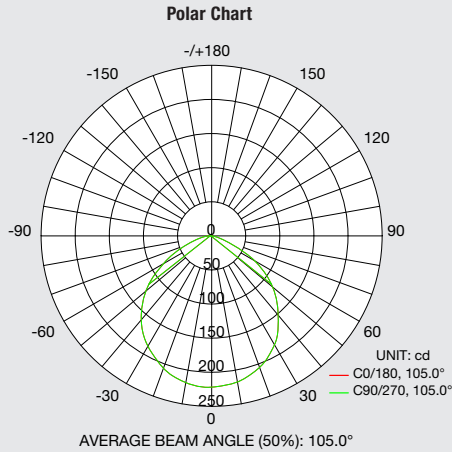
Application Information

Application Notes

- Operating temperature range between -40°F and 104°F (-40°C and 40°C).
- Suitable for indoor and outdoor dry, damp and wet locations.
- Suitable for dimmers or in housings controlled by a dimmer. For a list of compatible dimmers, please refer to www.sylvania.com.
- The SYLVANIA ULTRA RTQ Series recessed downlight kits are dimmable down to 10% of full light output with compatible dimmers. The minimum dimming value is based on light output using compatible dimmers, and may not be an indication of the kit's full rated capability.
- Not intended for use with emergency light fixtures or exit lights.
- For use in housings that can structurally support a lamp weighing one pound.
- RTQ is designed to install in standard 4" and 5/6" insulated and non-insulated housings.
- For detailed warranty information, please refer to www.sylvania.com.
- Compatible with IOTA inverter series (model IIS-25, IIS-35, IIS-50, IIS-125, IIS-375 and IIS-550), and Philips Bodine model ELI-S-20, ELI-S-100 and ELI-S-250.

Photometric Information

ULTRA RT4 QUAD



Zonal Lumen Distribution

Zone	Lumens	% Fixture
0-20	91.39	14.40
0-30	193.74	30.40
0-40	315.92	49.60
0-60	541.35	85.00
0-80	631.67	99.20
0-90	635.34	99.80
0-180	636.64	100.00

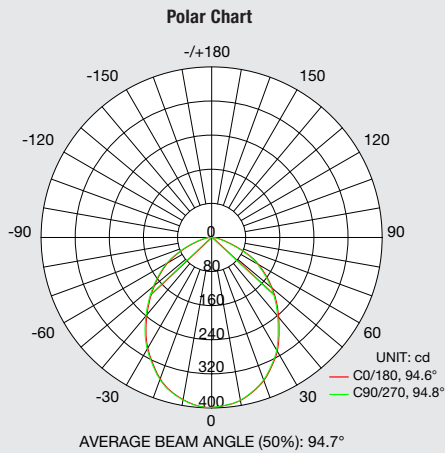
Illuminance at Distance

	Illuminance		Beam Diameter
	Edge	Center	
2 ft	7.1 fc	62.5 fc	5.2 ft
4 ft	1.8 fc	15.6 fc	10.4 ft
6 ft	0.8 fc	6.9 fc	15.6 ft
8 ft	0.4 fc	3.9 fc	20.9 ft
10 ft	0.3 fc	2.5 fc	26.1 ft
12 ft	0.2 fc	1.7 fc	31.3 ft

Spacing to Mounting Height Ratio

Spacing Criteria (0-180°)	1.26
Spacing Criteria (90-270°)	1.26
Spacing Criteria (Diagonal)	1.36

ULTRA RT5/6 QUAD



Zonal Lumen Distribution

Zone	Lumens	% Fixture
0-20	132.70	12.70
0-30	282.67	27.10
0-40	465.30	44.60
0-60	833.61	79.80
0-80	1034.62	99.10
0-90	1042.71	99.80
0-180	1044	100.00

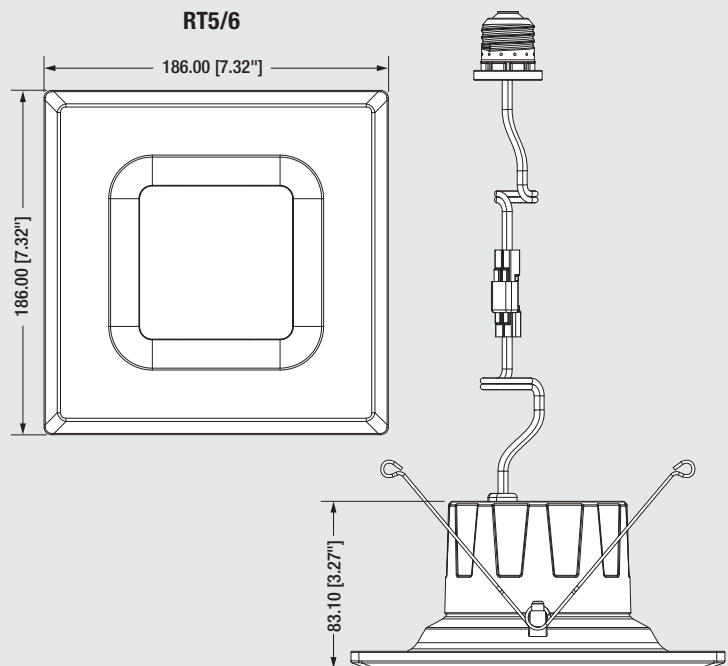
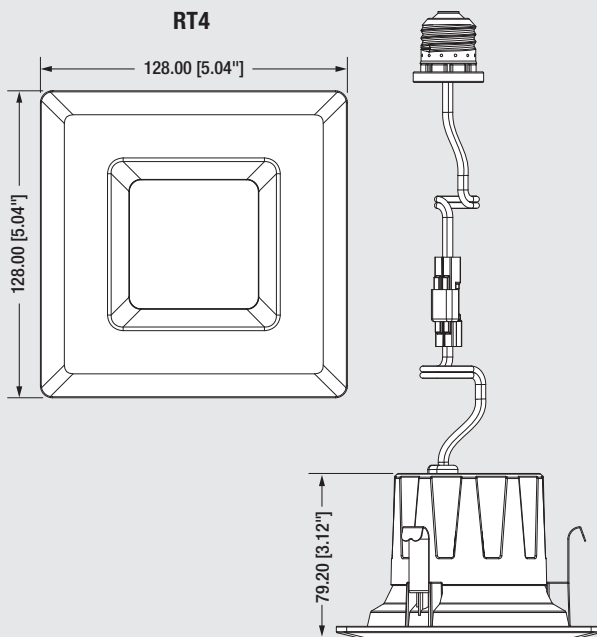
Illuminance at Distance

	Illuminance		Beam Diameter
	Edge	Center	
2 ft	8.5 fc	90.5 fc	5.7 ft
4 ft	2.1 fc	22.6 fc	11.4 ft
6 ft	0.9 fc	10.1 fc	17.1 ft
8 ft	0.5 fc	5.7 fc	22.9 ft
10 ft	0.3 fc	3.6 fc	28.6 ft
12 ft	0.2 fc	2.5 fc	34.3 ft

Spacing to Mounting Height Ratio

Spacing Criteria (0-180°)	1.28
Spacing Criteria (90-270°)	1.30
Spacing Criteria (Diagonal)	1.40

Assembly Diagram



Accessories

Socket Adaptor

75105	LED/ADAPTOR/GU24 (sold separately)
75096	LED/ADAPTOR/MEDBASE (sold separately)

Push Wire Adaptor

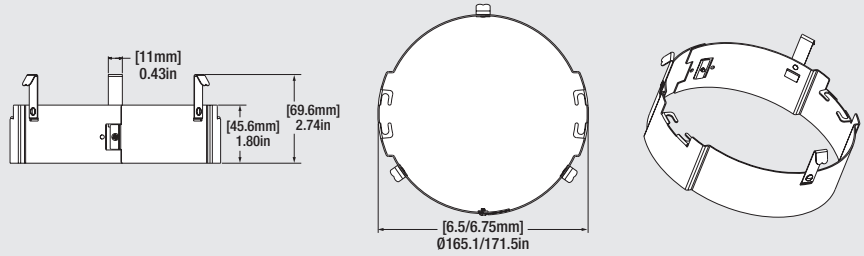
75107	LED/ADAPTOR/PUSHWIRE (sold separately)
-------	--

Trim Squares

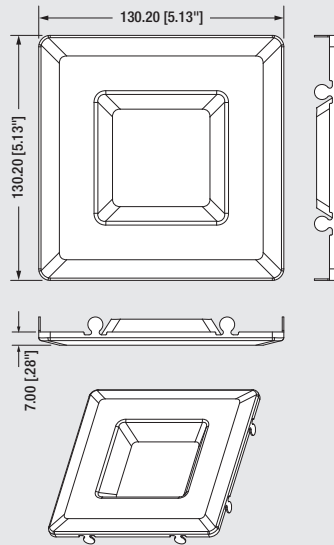
79775	RTQ4TRIMDKBZ
79776	RTQ4TRIMBLK
79777	RTQ4TRIMORBZ
79778	RTQ4TRIMSN
79779	RTQ56TRIMDKBZ
79780	RTQ56TRIMBLK
79781	RTQ56TRIMORBZ
79782	RTQ56TRIMSN

Retrofit Band (For 6" housing models Progress Lighting P87-AT and Lightolier 1104IC)

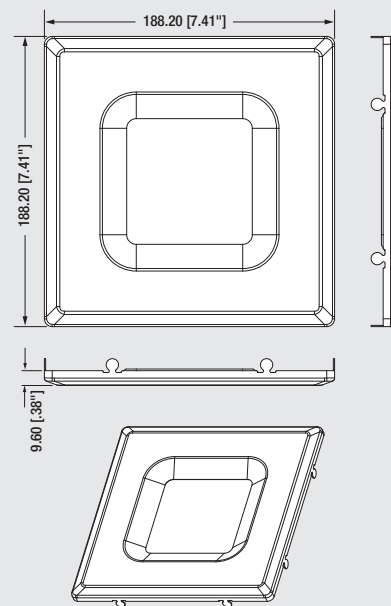
70663	RT6/RETROFITBAND (sold separately)
-------	------------------------------------



RT4 Trim



RT5/6 Trim



LEDVANCE LLC
 200 Ballardvale Street
 Wilmington, MA 01887 USA
 Phone 1-800-LIGHTBULB (1-800-544-4828)
 www.sylvania.com

SYLVANIA and LEDVANCE are registered trademarks.
 All other trademarks are those of their respective owners.
 Licensee of product trademark SYLVANIA in general lighting.
 Specifications subject to change without notice.

