

# VT3-20

## LED Vaportite

### Product Description

The VT3-20 LED Linear Vaportite is designed to give long lasting, energy efficient light in demanding locations. This IP65 rated fixture is dust and water tight and replaces legacy fluorescent strip lights in car wash operations, garages, maintenance facilities, canopies, locker rooms and stairwells.

#### Construction

- Fully gasketed polycarbonate housing
- Ten captive stainless steel latches ensure a water tight seal
- Drill through knockouts available:
  - 2 and 4 foot: 3 on back, 1 on each end
  - 8 foot: 6 on back, 1 on each end

#### Optical System

- UV stabilized, frosted polycarbonate diffuser
- Wrapped lens provides 5% uplight
- 80+ CRI

#### Electrical

- High efficacy using latest generation mid-power LED's
- Universal input 120-277VAC
- Dimmable to 10% via 0-10VDC dimming
- TM-21 Projected L70(9k) life >100,000 hours
- LM-79, LM-80 testing performed in accordance with IESNA standards

#### Finish

- Light grey, gloss polycarbonate body with frosted lens

#### Installation

- Toolless surface mount installation via spring steel clips
- Clips contain mounting hook for cable suspension
- Can be surface mounted to walls and ceilings for application variability
- Operating temperature rating of -40°F to 122°F (-40°C to 50°C)
- For installations where power surge may be possible, NICOR recommends installing additional surge protection at the electrical distribution panel

#### Warranty

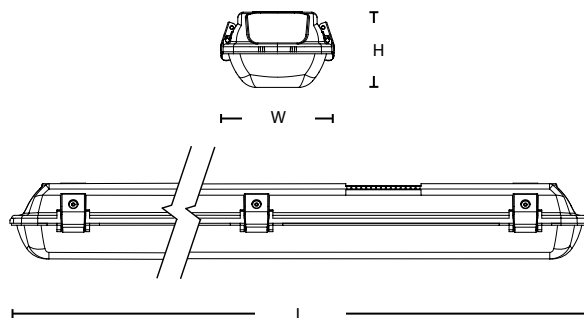
- 5-year limited system warranty standard
- Warranty does not cover product failure due to an overvoltage event (power surge)

Project \_\_\_\_\_

Catalog \_\_\_\_\_

Type \_\_\_\_\_

Date \_\_\_\_\_



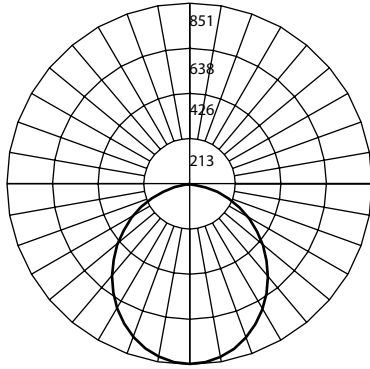
Dimension Data				
Model	Length	Width	Height	Weight
2S	23.6 in (600 mm)	3.5 in (90 mm)	3.1 in (80 mm)	3.3 lbs (1.5 kg)
4S & 4H	47.2 in (1200 mm)	3.5 in (90 mm)	3.1 in (80 mm)	4.4 lbs (2.0 kg)
8H	94.5 in (2400 mm)	3.5 in (90 mm)	3.1 in (80 mm)	7.7 lbs (3.5 kg)



## Photometric Data

### VT3-20 2S 4000K

Input Voltage (VAC)	120-277
System Level Power (W)	20.1
Delivered Lumens (Lm)	2606
System Efficacy (Lm/W)	129.7
Correlated Color Temp (K)	4000
Color Rendering Index (CRI)	80
Beam Angle (0°)	104°
Beam Angle (90°)	117°
Spacing Criteria (0°)	1.22
Spacing Criteria (90°)	1.24



#### Intensity Summary (Candle Power)

Angle	Along	Across
0	830	830
15	787	788
30	676	664
45	548	485
60	412	292
75	277	119
90	138	9
105	74	6
120	40	3
135	17	2
150	0	0
165	0	0
180	0	0

#### CCT Data Multiplier

VT3202SUNV50	1.008
--------------	-------

#### Cone of Light Tabulation

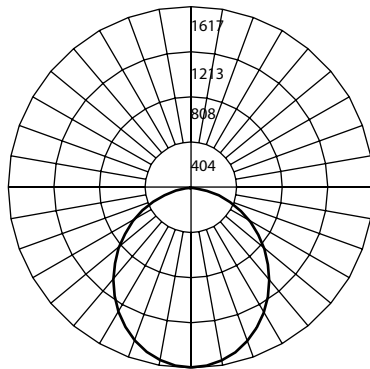
Mounted height (Feet)	Footcandles Beam Center	Diameter (Feet)
4	51.9	5.0
6	23.0	7.5
8	13.0	10.1
10	8.3	12.5
12	5.8	15.1
14	4.2	17.6
16	3.3	20.1

#### Zonal Lumen Summary

Zone	Lumens	% of Luminaire
0-30	650	24.9
0-40	1053	40.4
0-60	1846	70.8
0-90	2480	95.2
90-180	126	4.8
0-180	2606	100

### VT3-20 4S 4000K

Input Voltage (VAC)	120-277
System Level Power (W)	38.1
Delivered Lumens (Lm)	4952
System Efficacy (Lm/W)	130.0
Correlated Color Temp (K)	4000
Color Rendering Index (CRI)	80
Beam Angle (0°)	104°
Beam Angle (90°)	117°
Spacing Criteria (0°)	1.22
Spacing Criteria (90°)	1.24



#### Intensity Summary (Candle Power)

Angle	Along	Across
0	1578	1578
15	1496	1498
30	1284	1262
45	1042	921
60	782	554
75	526	227
90	262	18
105	141	11
120	76	6
135	32	4
150	0	0
165	0	0
180	0	0

#### CCT Data Multiplier

VT3204SUNV50	1.008
--------------	-------

#### Cone of Light Tabulation

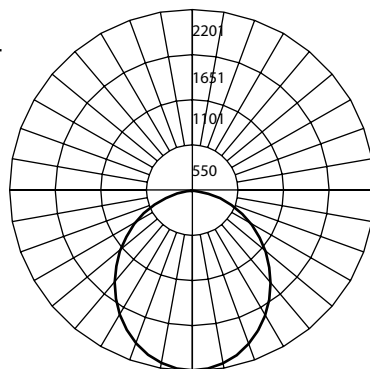
Mounted height (Feet)	Footcandles Beam Center	Diameter (Feet)
4	98.6	9.5
6	43.8	14.3
8	24.7	19.1
10	15.8	23.8
12	11.0	28.6
14	8.0	33.4
16	6.2	38.1

#### Zonal Lumen Summary

Zone	Lumens	% of Luminaire
0-30	1234	24.9
0-40	2002	40.4
0-60	3508	70.8
0-90	4712	95.2
90-180	240	4.8
0-180	4952	100

### VT3-20 4H 4000K

Input Voltage (VAC)	120-277
System Level Power (W)	51.8
Delivered Lumens (Lm)	6724
System Efficacy (Lm/W)	129.8
Correlated Color Temp (K)	4000
Color Rendering Index (CRI)	80
Beam Angle (0°)	104°
Beam Angle (90°)	117°
Spacing Criteria (0°)	1.20
Spacing Criteria (90°)	1.24



#### Intensity Summary (Candle Power)

Angle	Along	Across
0	2143	2143
15	2031	2034
30	1743	1714
45	1415	1251
60	1062	752
75	714	308
90	356	24
105	191	15
120	103	8
135	43	5
150	0	0
165	0	0
180	0	0

#### CCT Data Multiplier

VT3204HUNV50	1.008
--------------	-------

#### Cone of Light Tabulation

Mounted height (Feet)	Footcandles Beam Center	Diameter (Feet)
4	133.9	12.9
6	59.5	19.4
8	33.5	25.9
10	21.5	32.3
12	14.9	38.8
14	10.9	45.4
16	8.4	51.7

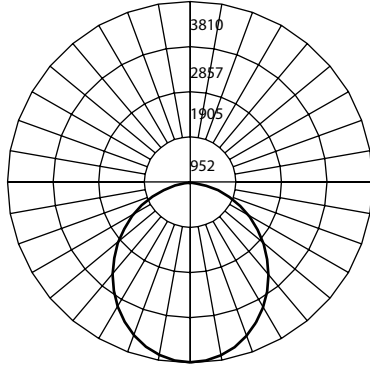
#### Zonal Lumen Summary

Zone	Lumens	% of Luminaire
0-30	1677	24.9
0-40	2718	40.4
0-60	4760	70.8
0-90	6392	95.2
90-180	332	4.8
0-180	6724	100

## Photometric Data

### VT3-20 8H 4000K

Input Voltage (VAC)	120-277
System Level Power (W)	89.9
Delivered Lumens (Lm)	11637
System Efficacy (Lm/W)	129.4
Correlated Color Temp (K)	4000
Color Rendering Index (CRI)	80
Beam Angle (0°)	104°
Beam Angle (90°)	117°
Spacing Criteria (0°)	1.22
Spacing Criteria (90°)	1.24



#### Intensity Summary (Candle Power)

Angle	Along	Across
0	3708	3708
15	3516	3520
30	3017	2966
45	2449	2164
60	1838	1302
75	1236	533
90	616	42
105	331	26
120	179	14
135	75	9
150	0	0
165	0	0
180	0	0

#### CCT Data Multiplier

VT3208HUNV50	1.008
--------------	-------

#### Cone of Light Tabulation

Mounted height (Feet)	Footcandles Beam Center	Diameter (Feet)
4	231.7	22.3
6	102.9	33.6
8	58.0	44.9
10	37.1	55.9
12	25.8	67.2
14	18.8	78.5
16	14.6	89.5

#### Zonal Lumen Summary

Zone	Lumens	% of Luminaire
0-30	2902	24.9
0-40	4704	40.4
0-60	8239	70.8
0-90	11062	95.2
90-180	575	4.8
0-180	11637	100

#### Performance Data

Model Number	Lumens	Watts	Lumens/Watt
VT3202SUNV40	2606	20.1	129.7
VT3202SUNV50	2627	20.1	130.7
VT3204SUNV40	4952	38.1	130.0
VT3204SUNV50	4992	38.1	131.0
VT3204HUNV40	6724	51.8	129.8
VT3204HUNV50	6778	51.8	130.8
VT3208HUNV40	11637	89.9	129.4
VT3208HUNV50	11730	89.9	130.5

## Ordering Information

Example: VT3204SUNV40

Series	Version	Length & Output	Voltage	CCT
VT3	20 (Version 2)	25 (2 feet, Standard Output)	UNV (120-277 V)	40 (4000 K)
		45 (4 feet, Standard Output)		50 (5000 K)
		4H (4 feet, High Output)		
		8H (8 feet, High Output)		

Specifications and dimensions subject to change without notice.

This device complies with part 15 of the FCC Rules. Operation is subject to the following two conditions: (1) This device may not cause harmful interference, and (2) this device must accept any interference received, including interference that may cause undesired operation.

NOTE: This equipment has been tested and found to comply with the limits for a Class A digital device, pursuant to part 15 of the FCC Rules. These limits are designed to provide reasonable protection against harmful interference when the equipment is operated in a commercial environment. This equipment generates, uses, and can radiate radio frequency energy and, if not installed and used in accordance with the instruction manual, may cause harmful interference to radio communications. Operation of this equipment in a residential area is likely to cause harmful interference in which case the user will be required to correct the interference at his own expense.