

T6C

2x2 LED Troffer

Product Description

Designed for easy contractor installation, the T6C LED Troffer features a pre-mounted driver and a maintenance-free, fully-sealed chamber with seamless Aluminum frame to keep bugs and dust out. The fixture utilizes a precision-engineered, textured diffuser to deliver maximum lumen output and optimal uniformity without revealing hot spots or shadowing. The T6C LED Troffer fits easily into standard ceiling grids and is available in 1x4, 2x2, and 2x4 configurations, making it ideal for new construction and retrofit projects.

Construction

- Extruded aluminum frame with powder coat finish
- Durable stamped housing
- High efficiency, fully sealed, maintenance-free LED chamber
- Smooth formed sides for safe handling

Optical System

- Patented internal optical system
- Precision engineered polystyrene diffuser
- High reflectivity internal coating
- No visible diodes, hot-spots, or shadows providing high uniformity, and reduced glare

Electrical

- Input voltage of 120-277VAC
- Full-range dimming via 0-10VDC controls
- 4kV surge protection standard
- TM-21 Reported L70(9k) life >54,000 hours
- LM-79, LM-80 testing performed in accordance with IESNA standards
- Meets FCC 15 PartB: 2016 Class A requirements

Mounting and installation

- Features a pre-mounted driver for contractor friendly installation
- Single cover plate with access to both line and low voltage connections.
- Can be installed in conventional suspended grid ceiling or drywall with an optional adaptor
- Integral grid tie clips with wire holes provided for seismic requirements
- Certified for direct contact with insulation
- Operating temperature rating of -4°F to 104°F (-20°C to 40°C)
- For installations where power surge may be possible, NICOR recommends installing additional surge protection at the fixture or electrical distribution panel

Finish

- Gloss white

Options

- High Voltage (347-480VAC) option
- Drywall adaptor/flange kit (FK22)
- Surface mount kit (SK22) converts T6C Series troffers into surface mount luminaires
- Emergency battery backup kit

Warranty

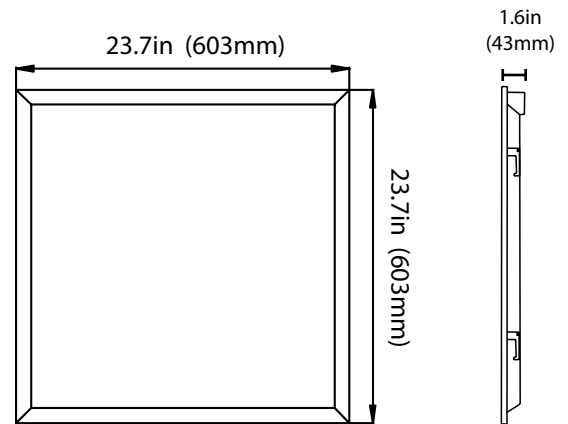
- 5-year limited system warranty standard
- Warranty does not cover product failure due to an overvoltage event (power surge.)

Project

Catalog

Type

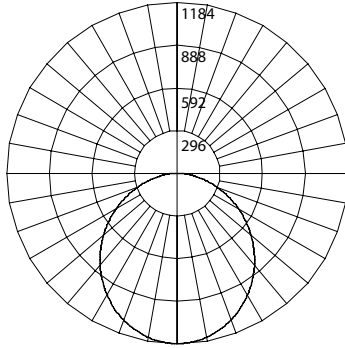
Date



Photometric Data

T6C22S 3500K

Input Voltage (VAC)	120-277
System Level Power (W)	27.41
Delivered Lumens (Lm)	3430
System Efficacy (Lm/W)	125.1
Correlated Color Temp (K)	3477
Color Rendering Index (CRI)	81
Beam Angle	113°
Spacing Criteria	1.27



Intensity Summary (Candle Power)

Angle	Mean CP
0	1184
10	1167
20	1107
30	1012
40	881
50	720
60	538
70	340
80	150
90	0

CCT Data Multiplier

T6C22SU40	1.000
T6C22SU50	1.007

Cone of Light Tabulation

Mounted height (Feet)	Footcandles Beam Center	Diameter (Feet)
8	18.5	24.2
10	11.8	30.3
12	8.2	36.3
14	6.0	42.4

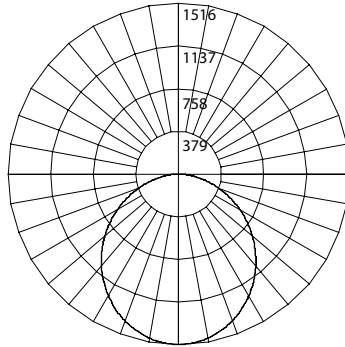
Zonal Lumen Summary

Zone	Lumens	% of Luminaire
0-30	921	26.9%
0-40	1512	44.1%
0-60	2682	78.2%
0-90	3358	100%
90-180	0	0%
0-180	3430	100%

Fixture tested per LM-79-08. Photometric data is of the performance of a representative fixture. Results may vary in the field.

T6C22H 3500K

Input Voltage (VAC)	120-277
System Level Power (W)	35.06
Delivered Lumens (Lm)	4397
System Efficacy (Lm/W)	125.4
Correlated Color Temp (K)	3515
Color Rendering Index (CRI)	81
Beam Angle	113°
Spacing Criteria	1.28



Intensity Summary (Candle Power)

Angle	Mean CP
0	1516
10	1491
20	1414
30	1288
40	1119
50	913
60	679
70	428
80	186
90	0

CCT Data Multiplier

T6C22HU40	1.010
T6C22HU50	1.009

Cone of Light Tabulation

Mounted height (Feet)	Footcandles Beam Center	Diameter (Feet)
8	23.7	24.2
10	15.2	30.3
12	10.5	36.3
14	7.7	42.4

Zonal Lumen Summary

Zone	Lumens	% of Luminaire
0-30	1179	26.8%
0-40	1935	44%
0-60	3433	78.1%
0-90	4397	100%
90-180	0	0%
0-180	4397	100%

Fixture tested per LM-79-08. Photometric data is of the performance of a representative fixture. Results may vary in the field.

Performance Data

Model Number	Lumens	Watts	Lumens/Watt
T6C22SU35	3430	27.4	125.1
T6C22SU40	3429	27.3	125.6
T6C22SU50	3455	27.3	126.6
T6C22HU35	4397	35.1	125.3
T6C22HU40	4440	35.1	126.5
T6C22HU50	4437	35.1	126.7

Recommended Dimmers*

Lutron NTSTV
Lutron DVSTV
Cooper SF10P
Legrand RH4FBL3PW

*Not a complete list. Check compatibility before installation.

Accessories

Accessories sold separately

Surface Mount Kit	TPE10SK22
Surface Mount Kit for use with EM	SK22
Drywall Frame Kit	FK22

Ordering Information

Example: T6C22SU40

Series	Size	Output	Voltage	CCT's	EM (Optional)
T6C	22 (2 x 2)	S (Standard)	U (120-277V)	35 (3500 K)	E1 (EMB045)
		H (High Output)	H (347-480V)	40 (4000 K)	E2 (EMB080)
				50 (5000 K)	E3 (EMB250)

Specifications and dimensions subject to change without notice.

This device complies with part 15 of the FCC Rules. Operation is subject to the following two conditions: (1) This device may not cause harmful interference, and (2) this device must accept any interference received, including interference that may cause undesired operation.

NOTE: This equipment has been tested and found to comply with the limits for a Class A digital device, pursuant to part 15 of the FCC Rules. These limits are designed to provide reasonable protection against harmful interference when the equipment is operated in a commercial environment. This equipment generates, uses, and can radiate radio frequency energy and, if not installed and used in accordance with the instruction manual, may cause harmful interference to radio communications. Operation of this equipment in a residential area is likely to cause harmful interference in which case the user will be required to correct the interference at his own expense.