

LSC

LED linear strip

Product Description

The LSC LED Linear Strip delivers optimal performance and long life in a slim design that's ideal for general ambient lighting in retail, warehouse, residential utility, and light commercial or industrial applications. This versatile fixture is easy to surface mount on both ceilings and walls and can accommodate end-to-end runs. The LSC features a semi-circular, milky-white lens that offers a more polished aesthetic while eliminating hotspots, and is an economical, energy-efficient lighting alternative to single lamp fluorescent strips and some wraparound fixtures. For even greater energy savings, an optional microwave occupancy sensor is also available.

Construction

- Durable 20 gauge steel construction
- Smooth formed sides for safe handling
- Similar form factor to single lamp fluorescent strip

Optical System

- Semi-circular, milky-white diffuser eliminates hotspots and pixilation
- Lens retention method securely holds diffuser in ceiling or wall mount

Electrical

- Long-life LED system coupled with electrical driver to deliver optimal performance with 125+ lumens per watt.
- Through wiring capable for end to end runs
- Driver delivers full-range dimming from 0 - 10VDC
- Optional occupancy sensor kit available.
- Operating temperature rating of 0°F to 120°F (-18°C to 40°C)
- Input voltage of 120-277VAC
- Meets FCC Part 15B: 2016 Class A requirements

Mounting and installation

- Easy surface mount installation on ceilings or walls
- Safety strap-retained LED array allows single person installation
- Multiple knockouts provided for wiring from back or ends
- Features provided for surface, cable, hook and chain, or pendant mount
- Cover plates provided for 4/0 box surface installation
- For installations where power surge may be possible, NICOR recommends installing additional surge protection at the fixture or electrical distribution panel

Finish

- Gloss white powder coat finish

Warranty

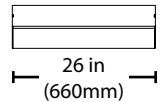
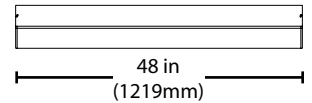
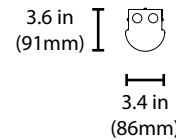
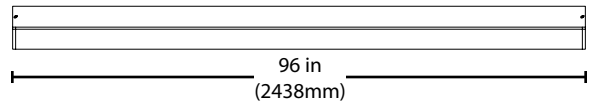
- 5-year limited system warranty standard
- Warranty does not cover product failure due to an overvoltage event (power surge.)
- TM-21 Projected L70(9k) life >54,000 hours
- LM-79, LM-80 testing performed in accordance with IESNA standards

Project

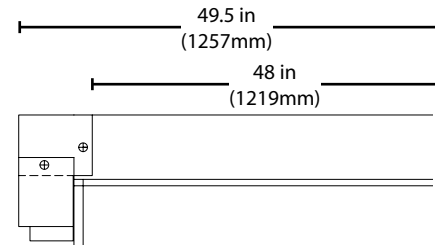
Catalog

Type

Date



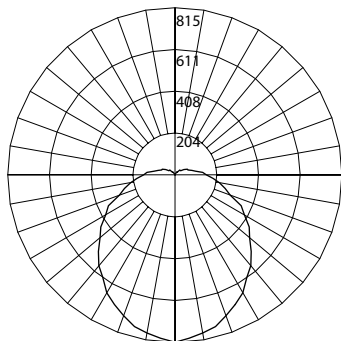
With motion sensor



Photometric Data

LSC 2S 3500K

Input Voltage (VAC)	120-277
System Level Power (W)	19.37
Delivered Lumens (Lm)	2502
System Efficacy (Lm/W)	129.17
Correlated Color Temp (K)	3446
Color Rendering Index (CRI)	82
Beam Angle	118°
Spacing Criteria (0°)	1.18
Spacing Criteria (90°)	1.22



Intensity Summary (Candela Power)

Angle	0° (Along)	90° (Across)
0	815	815
15	767	764
30	639	662
45	480	657
60	288	391
75	112	255
90	0	153
105	0	85
120	0	51
135	0	34
150	0	17
165	0	0
180	0	0

Cone of Light Tabulation

Mounted height (Feet)	Footcandles Beam Center	Diameter (Feet)
8	12.74	13.31
10	8.15	16.64
12	5.66	19.97
14	4.16	23.30

Zonal Lumen Summary

Zone	Lumens	% of Luminaire
0-30	613	25%
0-40	991	40%
0-60	1731	69%
0-90	2319	93%
90-180	183	7%
0-180	2502	100%

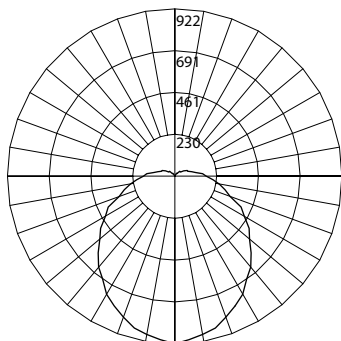
Fixture tested per LM-79-08. Photometric data is of the performance of a representative fixture. Results may vary in the field.

CCT Data Multiplier

LSC-10-2S-UNV-40	1.018
LSC-10-2S-UNV-50	1.035

LSC 4S 3500K

Input Voltage (VAC)	120-277
System Level Power (W)	21.95
Delivered Lumens (Lm)	2828
System Efficacy (Lm/W)	128.83
Correlated Color Temp (K)	3463
Color Rendering Index (CRI)	82
Beam Angle	118°
Spacing Criteria (0°)	1.18
Spacing Criteria (90°)	1.22



Intensity Summary (Candela Power)

Angle	0° (Along)	90° (Across)
0	922	922
15	867	864
30	723	749
45	542	595
60	324	442
75	127	288
90	0	173
105	0	96
120	0	58
135	0	38
150	0	19
165	0	0
180	0	0

Cone of Light Tabulation

Mounted height (Feet)	Footcandles Beam Center	Diameter (Feet)
8	14.40	13.31
10	9.22	16.64
12	6.40	19.97
14	4.70	23.30

Zonal Lumen Summary

Zone	Lumens	% of Luminaire
0-30	693	25%
0-40	1120	40%
0-60	1957	69%
0-90	2622	93%
90-180	206	7%
0-180	2828	100%

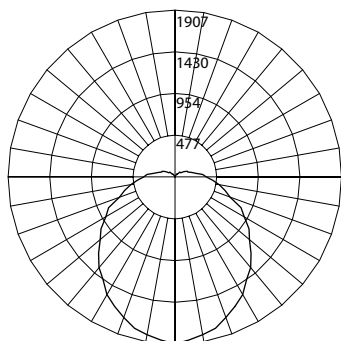
Fixture tested per LM-79-08. Photometric data is of the performance of a representative fixture. Results may vary in the field.

CCT Data Multiplier

LSC-10-4S-UNV-40	1.018
LSC-10-4S-UNV-50	1.035

LSC 4H 3500K

Input Voltage (VAC)	120-277
System Level Power (W)	45.81
Delivered Lumens (Lm)	5853
System Efficacy (Lm/W)	127.76
Correlated Color Temp (K)	3474
Color Rendering Index (CRI)	82
Beam Angle	118°
Spacing Criteria (0°)	1.18
Spacing Criteria (90°)	1.22



Intensity Summary (Candela Power)

Angle	0° (Along)	90° (Across)
0	1907	1907
15	1795	1788
30	1496	1550
45	1122	1232
60	673	914
75	262	596
90	0	358
105	0	199
120	0	119
135	0	79
150	0	40
165	0	0
180	0	0

Cone of Light Tabulation

Mounted height (Feet)	Footcandles Beam Center	Diameter (Feet)
8	29.80	13.31
10	19.07	16.64
12	13.25	19.97
14	9.73	23.30

Zonal Lumen Summary

Zone	Lumens	% of Luminaire
0-30	1434	25%
0-40	2318	40%
0-60	4050	69%
0-90	5426	93%
90-180	427	7%
0-180	5853	100%

Fixture tested per LM-79-08. Photometric data is of the performance of a representative fixture. Results may vary in the field.

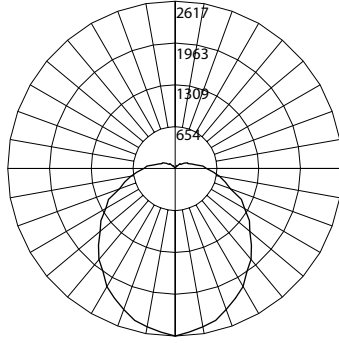
CCT Data Multiplier

LSC-10-4H-UNV-40	1.018
LSC-10-4H-UNV-50	1.035

Photometric Data

LSC 8S 3500K

Input Voltage (VAC)	120-277
System Level Power (W)	62.97
Delivered Lumens (Lm)	8032
System Efficacy (Lm/W)	127.55
Correlated Color Temp (K)	3490
Color Rendering Index (CRI)	82
Beam Angle	118°
Spacing Criteria (0°)	1.18
Spacing Criteria (90°)	1.22



Intensity Summary (Candela Power)		
Angle	0° (Along)	90° (Across)
0	2617	2617
15	2463	2454
30	2053	2127
45	1540	1690
60	924	1254
75	359	818
90	0	491
105	0	273
120	0	164
135	0	109
150	0	55
165	0	0
180	0	0

Cone of Light Tabulation		
Mounted height (Feet)	Footcandles Beam Center	Diameter (Feet)
8	40.89	13.31
10	26.17	16.64
12	18.17	19.97
14	13.35	23.30

Zonal Lumen Summary		
Zone	Lumens	% of Luminaire
0-30	1968	25%
0-40	3181	40%
0-60	5558	69%
0-90	7446	93%
90-180	586	7%
0-180	8032	100%

Fixture tested per LM-79-08. Photometric data is of the performance of a representative fixture. Results may vary in the field.

CCT Data Multiplier	
LSC-10-8S-UNV-40	1.018
LSC-10-8S-UNV-50	1.035

Performance Data			
Model Number	Lumens	Watts	Lumens/Watt
LSC-10-2S-UNV-35	2502	19.37	129.17
LSC-10-2S-UNV-40	2547	19.37	131.49
LSC-10-2S-UNV-50	2590	19.37	133.69
LSC-10-4S-UNV-35	2828	21.95	128.83
LSC-10-4S-UNV-40	2879	21.95	131.16
LSC-10-4S-UNV-50	2927	21.95	133.35
LSC-10-4H-UNV-35	5853	45.81	127.76
LSC-10-4H-UNV-40	5958	45.81	130.07
LSC-10-4H-UNV-50	6058	45.81	132.24
LSC-10-8S-UNV-35	8032	62.97	127.55
LSC-10-8S-UNV-40	8177	62.97	129.85
LSC-10-8S-UNV-50	8313	62.97	132.02

Recommended Dimmers*	
Lutron NTSTV-DV-WH	
Lutron DVSTV	
Cooper SF10P	
Legrand RH4FBL3PW	

*Not a complete list. Check compatibility before installation.

Ordering Information							Example: LSC-10-4H-UNV-40	
Series	Version	Size	Voltage	CCT's	Sensor	Emergency		
LSC	10	2S (2 Foot)	UNV (120-277V)	35 (3500 K)	(Blank)	(Blank)		
		4S (4 Foot Standard Output)				40 (4000 K)	M (Sensor)	EM8
		4H (4 Foot High Output)				50 (5000 K)		EM16
		8S (8 Foot)						

Specifications and dimensions subject to change without notice.

Accessories Accessories sold separately

Continuous Run Bracket	LSC-10-CR-BRACKET
------------------------	-------------------

This device complies with part 15 of the FCC Rules. Operation is subject to the following two conditions: (1) This device may not cause harmful interference, and (2) this device must accept any interference received, including interference that may cause undesired operation.

NOTE: This equipment has been tested and found to comply with the limits for a Class A digital device, pursuant to part 15 of the FCC Rules. These limits are designed to provide reasonable protection against harmful interference when the equipment is operated in a commercial environment. This equipment generates, uses, and can radiate radio frequency energy and, if not installed and used in accordance with the instruction manual, may cause harmful interference to radio communications. Operation of this equipment in a residential area is likely to cause harmful interference in which case the user will be required to correct the interference at his own expense.