

PAQ230G6HOMV

Ballast Type: Electronic
Input Voltage: 100-240Vac ±10%
Input Frequency: 50/60Hz

Starting Method: Programmed Start
Lamp Connection: Parallel
Housing: 22ga 5052 H43 Aluminum

Weight: 3.50 lbs.
Carton Qty: 6
Skid Qty: 288

LAMP TYPES:

No. of Lamps	Lamp Type	Approx. Lamp Length (in)	Typical Lamp Watts (W)	Lamp Voltage (V)	Lamp Current (mA)
2 or 1	G55T8/HO	35	55	83	770
2 or 1	G55T8/OF	35	55	83	770
2 or 1	GFT60DL/2G11/SE/OF	16	60	82	800
2 or 1	GHO36T5L	33	75	95	800
2 or 1	GHO36T5VH	33	87	110	800
2 or 1	GHO432T5L/MDBP	17	48	60	800
2 or 1	GHO436T5L	17	36	45	800
2 or 1	GHO846T5L	33	75	95	800
2 or 1	GPH287T5L/HO, GPH287T5VH/HO	11	27	34	800
2 or 1	GPH303T5L/HO	12	na	na	na
2 or 1	GPH357T5L/HO, GPH357T5VH/HO	14	32	40	800
2 or 1	GPH406T5L/HO	16	35	45	800
2 or 1	GPH436T5L/HO, GPH436T5VH/HO	17	42	86	800
2 or 1	GPH436T5L/HO/4PSE	17	48	na	800
2 or 1	GPH508T5L/HO/4P	20	40	na	800

(Continued)

No. of Lamps	Lamp Type	Approx. Lamp Length (in)	Typical Lamp Watts (W)	Lamp Voltage (V)	Lamp Current (mA)
2 or 1	GPH608T5HO	24	60	na	800
2 or 1	GPH793T5L/HO, GPH793T5VH/HO	31	72	90	800
2 or 1	GPH841T5HO	33	86	na	800
2 or 1	GXO436T5L	17	48	60	800
2 or 1	LTC55T8	35	55	70	800
2 or 1	LTC80T5SE	33	83	103	800
2 or 1	LTCQ35WHO/2G11	9	36	45	800
2 or 1	PLL35WHO/TUV	9	35	40	850
2 or 1	PLL95WHO/TUV	21	95	100	950
2 or 1	TUV 36 T5/HO	34	75	97	800
2 or 1	TUV 36T5 HO 4P-SE	33	75	97	800
2 or 1	TUV 55W HO	35	55	83	770
2 or 1	TUV 95W HO	21	95	100	950
2 or 1	TUV PL-L 35W/HO	8	35	42	850
2 or 1	TUV PL-L 60W/4P HO	16	60	84	800

This ballast should be acceptable for use with the lamps listed in this document. However, Robertson has not yet certified the compatibility of the specific ballast/lamp combinations listed.

ELECTRICAL

- Start Time(sec): 2.4
- High Power Factor
- Ballast Shut Down at Open Load
- Internal Fuse
- Output Voltage U <280V
- End of Lamp Life Protection

EMISSIONS (Conducted and Radiated Emissions)

- EN 55011:1998 - Industrial, Scientific, and Medical (ISM) Radio-Frequency Equipment – Radio Disturbance Characteristics – Limits and Methods of Measurement
- Meets FCC Part 18-307C (Class B) for EMI and RFI Consumer Limits
- EN 61000-3-2 Limits for Harmonic Current Emissions
- EN 55015:2013/A1:2015

PHYSICAL

- Solid Single Leads
- UL1316 18AWG
- Lead Tolerance +1.00-0.50, Strip 0.375" +0.06
- FR-4 PCB Dbl Sided Plated Thru Holes
- ON/OFF Rocker Switch
- Two LED Lamp Indicators
- LED Power Good Indicator

IMMUNITY PROTECTIONS

- EN 61547:1995 Immunity standard for lighting equipment.
- ANSI C62.41 for Transient Immunity.
- EN 61000-4-2:2001 Electrostatic discharges (ESD) immunity.
- EN 61000-4-3:1996 Radiated electromagnetic field immunity.
- EN 61000-4-4:1995 Electrical fast transients (EFT)/Burst immunity.
- EN 61000-4-5:1995 Surge transient immunity.
- EN 61000-4-6:1996 Immunity to RF conducted disturbances.
- EN 61000-4-8:1993 Power Frequency magnetic field immunity test.
- EN 61000-4-11:1994 Voltage dips, short interruptions and voltage variations (Tables 2&3 below) in accordance with the provisions of the 89/336/EEC EMC-directive, including amd. 92/31/EEC and 93/68/EEC.
- EN 61000-6-2: 2001 (reference document EN 61000-4-5), including surges to 2.0kV between phase to neutral (differential mode) and 4.0kV between phase to earth and neutral to earth (common mode).
- EN 61000-4-11 Voltage Supply Immunity

Condition	Duration	Reaction
30% Reduction of Minimum Vin	10mSec	Luminance Reduction allowed
60% Reduction of Minimum Vin	100mSec	Luminance Reduction allowed
95% Reduction of Minimum Vin	5000mSec	Extinguish Permitted, but no driver damage
100% Reduction of Vin	3 Cycles	Luminance Reduction allowed

SAFETY & CERTIFICATIONS

- UL 935 (Class P, Type CC, Type1 Outdoor, Type HL)
- cULus, CE, CCC
- Leakage Current to UL/935 Standard
- EN 61347-1:2001
- EN 61347-2-1:2001
- EN 61347-2-3:2000
- RoHS EU Directive 2011/65/EU&2015/863 Amendment (RoHS 3)
- Anti-Arcing
- Output Short Circuit Protection
- Output Open Circuit Protection
- Restrike Attempts = 2
- Inrush Current <40 AMPS
- Meets ANSI Standard C62.41 for Transient Protection
- Meets ANSI Standard C82.11 for Ballast Requirements
- Sound Rated A

APPLICATION

- Maximum Case Temperature 194°F/90°C
- Maximum Ambient Temperature 122°F/50°C
- Minimum Starting Temperature 0°F/-18°C
- Lamp Starts >50,000 Starts
- Remote Mounting 20 ft. Max. Lead Length, 18AWG Shielded or in Conduit

LED SPECIFICATIONS:

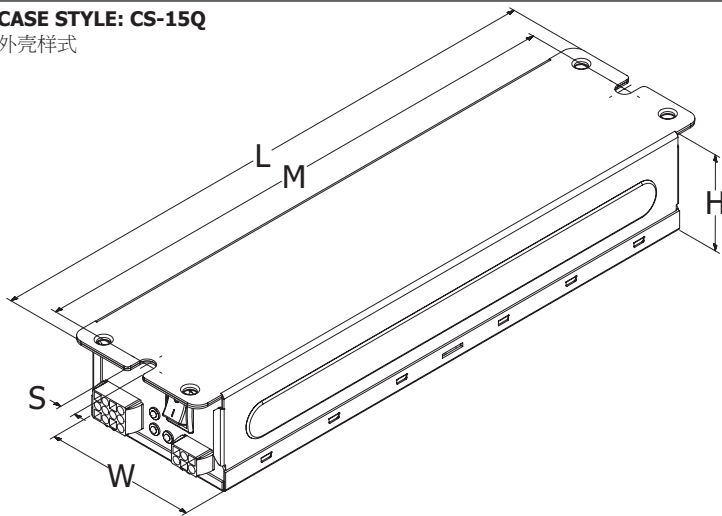
LED	Recommended Max. LED Rating	Output Voltage (Vdc)	Output Current (mA)	O.C.V. (Vdc)	
Power	2.0V, 20mA	2.0	1.0	2.5	LED Is Not Isolated
Lamp	2.0V, 20mA	2.0	2.0	4.7	LED Is Isolated

WARRANTY:

Robertson Worldwide warrants to the purchaser that this product will be free from defects in material or workmanship for a period of 5 years from date of manufacture when properly installed and under normal condition of use. Specifications subject to change without notice.
For more information on Robertson Worldwide products, visit www.RobertsonLighting.com

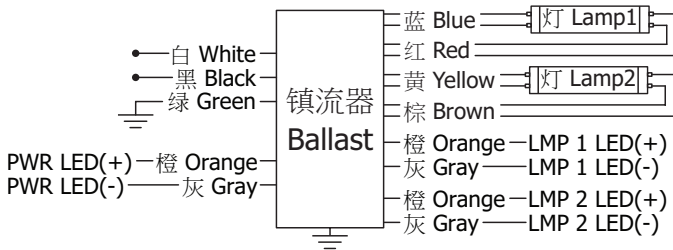
PAQ230G6HOMV

CASE STYLE: CS-15Q
外壳样式



L	W	H	M	S
11-11/16	3-1/8	1-22/23	11-1/8	5/16
11.69	3.13	1.95	11.10	0.32
29.7cm	7.95cm	4.95cm	28.2cm	0.81cm

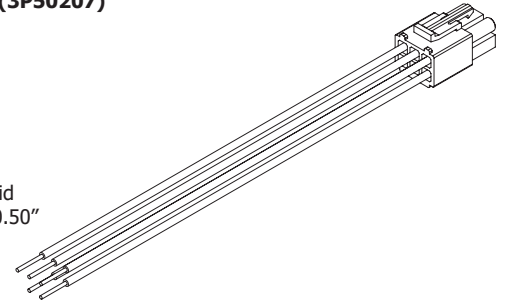
WIRING DIAGRAM: WD-065B
接线图



For 1 Lamp Application Cap Any Unused Leads, Insulate to 600 Volts.

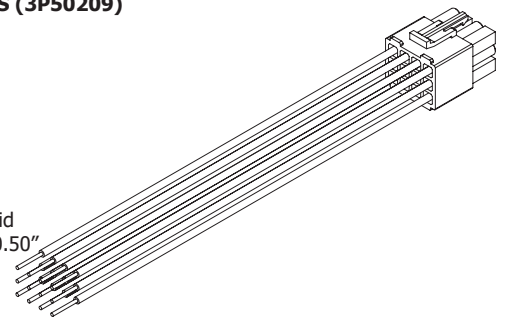
INPUT WIRE HARNESS (3P50207)
输入线束

- 白 White 12"
- 黑 Black 12"
- 绿 Green 12"
- 橙 Orange 12"
- 灰 Gray 12"
- UL1316 18AWG 实芯 Solid
- 公差 Tolerance: +1.00,-0.50"
- 带 Strip: 0.375" ±0.060



OUTPUT WIRE HARNESS (3P50209)
输出线束

- 蓝 Blue 12"
- 红 Red 12"
- 黄 Yellow 12"
- 棕 Brown 12"
- 橙 Orange (2) 12"
- 灰 Gray (2) 12"
- UL1316 18AWG 实芯 Solid
- 公差 Tolerance: +1.00,-0.50"
- 带 Strip: 0.375" ±0.060




CONNECTOR WIRE LAYOUT
连接器线布局

输入 INPUT



1. 绿 Green (地线 Ground)
2. 黑 Black (火线 Live)
3. 橙 Orange (输入 PWR LED+)
4. NC
5. 白 White (零线 Neutral)
6. 灰 Gray (输入 PWR Led-)

输出 OUTPUT



1. 蓝 Blue (灯 Lamp1)
2. 蓝 Blue (灯 Lamp1)
3. 红 Red (灯 Lamp1)
4. 红 Red (灯 Lamp1)
5. 黄 Yellow (灯 Lamp2)
6. 黄 Yellow (灯 Lamp2)
7. 棕 Brown (灯 Lamp2)
8. 棕 Brown (灯 Lamp2)
9. 灰 Gray (输出 LMP LED2-)
10. 橙 Orange (输出 LMP LED2+)
11. 灰 Gray (输出 LMP LED1-)
12. 橙 Orange (输出 LMP LED1+)

WARRANTY:

Robertson Worldwide warrants to the purchaser that this product will be free from defects in material or workmanship for a period of 5 years from date of manufacture when properly installed and under normal condition of use. Specifications subject to change without notice.

For more information on Robertson Worldwide products, visit www.RobertsonLighting.com