

# Product family datasheet

## OSRAM DULUX F

Flat CFLni, 2 tubes, with 4-pin base for ECG/CCG operation

- Offices, public buildings Shops Supermarkets and department stores Hotels, restaurants Industry



- Very economical Good quality of light Excellent luminous efficiency Extremely low profile Long service life
- Product features Short and compact pin-base lamp with double-turn tubes Single-ended four-pin plug-in 2G10 base Color rendering index Ra:  $\geq 80$  Product benefits Very economical Good quality of light Excellent luminous efficiency Extremely low profile Long service life Areas of application Offices, public buildings Shops Supermarkets and department stores Hotels, restaurants Industry Equipment / Accessories Suitable for operation on electronic and conventional control gear Safety advice In case of lamp breakage: [www.ledvance.com/brokenlamp](http://www.ledvance.com/brokenlamp)



## Product family datasheet

### Technical data

Product description	Electrical data		Dimensions & weight			
	Nominal wattage	Rated wattage	Diameter	Overall length	Tube diameter	Length
DULUX F 18 W/830 2G10	18.00 W	18.00 W	17.5 mm	122.0 mm	17.5 mm	122.0 mm
DULUX F 18 W/840 2G10	18.00 W	18.00 W	17.5 mm	122.0 mm	17.5 mm	122.0 mm
DULUX F 24 W/827 2G10	24.00 W	24.00 W	17.5 mm	165.0 mm	17.5 mm	165.0 mm
DULUX F 24 W/830 2G10	24.00 W	24.00 W	17.5 mm	165.0 mm	17.5 mm	165.0 mm
DULUX F 24 W/840 2G10	24.00 W	24.00 W	17.5 mm	165.0 mm	17.5 mm	165.0 mm
DULUX F 36 W/827 2G10	36.00 W	36.00 W	17.5 mm	217.0 mm	17.5 mm	217.0 mm
DULUX F 36 W/840 2G10	36.00 W	36.00 W	17.5 mm	217.0 mm	17.5 mm	217.0 mm

Product description	Length acc. to IEC standard	Outer bulb	Maximum diameter	Temperatures & operating conditions	Lifespan	
				Rated ambient temp.w.max.luminous flux	Rated lamp life time	Service life
DULUX F 18 W/830 2G10	122 mm	T16	17.0 mm	25.0 °C	13000 h	9000 h <sup>1)</sup>
DULUX F 18 W/840 2G10	122 mm	T16	17.0 mm	25.0 °C	13000 h	9000 h <sup>1)</sup>
DULUX F 24 W/827 2G10	165 mm	T16	17.0 mm	25.0 °C	13000 h	9000 h <sup>1)</sup>
DULUX F 24 W/830 2G10	165 mm	T16	17.0 mm	25.0 °C	13000 h	9000 h <sup>1)</sup>
DULUX F 24 W/840 2G10	165 mm	T16	17.0 mm	25.0 °C	13000 h	9000 h <sup>1)</sup>
DULUX F 36 W/827 2G10	217 mm	T16	17.0 mm	25.0 °C	13000 h	9000 h <sup>1)</sup>
DULUX F 36 W/840 2G10	217 mm	T16	17.0 mm	25.0 °C	13000 h	9000 h <sup>1)</sup>

Product description	Rated lamp survival factor at 2,000 h	Rated lamp survival factor at 4,000 h	Rated lamp survival factor at 6,000 h	Rated lamp survival factor at 8,000 h	Rated lamp survival factor at 12,000 h	Operation mode LLMF/LSF
DULUX F 18 W/830 2G10	0.99	0.99	0.99	0.95	0.64	HF
DULUX F 18 W/840 2G10	0.99	0.99	0.99	0.95	0.64	HF
DULUX F 24 W/827 2G10	0.99	0.99	0.99	0.95	0.64	HF

## Product family datasheet

Product description	Rated lamp survival factor at 2,000 h	Rated lamp survival factor at 4,000 h	Rated lamp survival factor at 6,000 h	Rated lamp survival factor at 8,000 h	Rated lamp survival factor at 12,000 h	Operation mode LLMF/LSF
DULUX F 24 W/830 2G10	0.99	0.99	0.99	0.95	0.64	HF
DULUX F 24 W/840 2G10	0.99	0.99	0.99	0.95	0.64	HF
DULUX F 36 W/827 2G10	0.99	0.99	0.99	0.95	0.64	HF
DULUX F 36 W/840 2G10	0.99	0.99	0.99	0.95	0.64	HF

Product description	Nominal lamp life time	Lifespan	Additional product data			Capabilities	Certificates & standards
			Base (standard designation)	Mercury content	Appropriate disposal acc. to WEEE	Suitable for indoor	Energy efficiency class
DULUX F 18 W/830 2G10	13000 h	10000 h <sup>1)</sup>	2G10	2.5 mg	Yes	Yes	A
DULUX F 18 W/840 2G10	13000 h	10000 h <sup>1)</sup>	2G10	2.5 mg	Yes	Yes	A
DULUX F 24 W/827 2G10	13000 h	10000 h <sup>1)</sup>	2G10	2.5 mg	Yes	Yes	A
DULUX F 24 W/830 2G10	13000 h	10000 h <sup>1)</sup>	2G10	2.5 mg	Yes	Yes	A
DULUX F 24 W/840 2G10	13000 h	10000 h <sup>1)</sup>	2G10	2.5 mg	Yes	Yes	A
DULUX F 36 W/827 2G10	13000 h	10000 h <sup>1)</sup>	2G10	2.5 mg	Yes	Yes	A
DULUX F 36 W/840 2G10	13000 h	10000 h <sup>1)</sup>	2G10	2.5 mg	Yes	Yes	A

Product description	Energy consumption	Country specific categorizations
		ILCOS
DULUX F 18 W/830 2G10	20 kWh/1000h	FSD-18/830-E-2G10-90/122
DULUX F 18 W/840 2G10	20 kWh/1000h	FSD-18/840-E-2G10-90/122
DULUX F 24 W/827 2G10	27 kWh/1000h	FSS-24/827-E-2G10-90/165

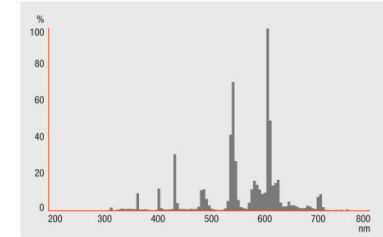
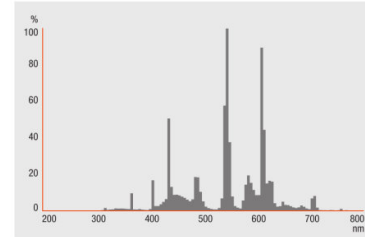
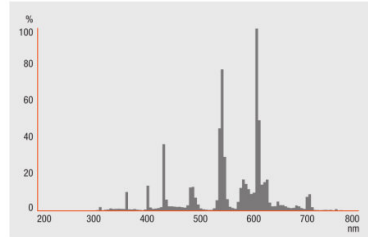

## Product family datasheet

SALE on CFL Bulbs at [www.BulbAmerica.com](http://www.BulbAmerica.com)  
take additional 5% Off with coupon code 5PDF

Product description	Energy consumption	Country specific categorizations
		ILCOS
DULUX F 24 W/830 2G10	27 kWh/1000h	FSD-24/830-E-2G10-90/165
DULUX F 24 W/840 2G10	27 kWh/1000h	FSD-24/840-E-2G10-90/165
DULUX F 36 W/827 2G10	40 kWh/1000h	FSS-36/827-E-2G10-90/217
DULUX F 36 W/840 2G10	40 kWh/1000h	FSD-36/840-E-2G10-90/217

<sup>1)</sup> With preheat ECG

## Product family datasheet



DULUX F 18 W/830 2G10, DULUX F 18 W/840 2G10, DULUX F 24 W/827 2G10, DULUX F 24 W/830 2G10, DULUX F 24 W/840 2G10, DULUX F 36 W/827 2G10, DULUX F 36 W/840 2G10

DULUX F 18 W/830 2G10, DULUX F 24 W/830 2G10

DULUX F 18 W/840 2G10, DULUX F 24 W/840 2G10, DULUX F 36 W/840 2G10

DULUX F 24 W/827 2G10, DULUX F 36 W/827 2G10

### Equipment / Accessories

– Suitable for operation on electronic and conventional control gear

### Application advice

For more detailed application information and graphics please see product datasheet.

## Product family datasheet

### Logistical Data

Product code	Product description	Packaging unit (Pieces/Unit)	Dimensions (length x width x height)	Volume	Gross weight
4050300333540	DULUX F 18 W/830 2G10	Shipping carton box 10	280 mm x 105 mm x 150 mm	4.41 dm <sup>3</sup>	1066.00 g
4050300333526	DULUX F 18 W/840 2G10	Shipping carton box 10	280 mm x 105 mm x 150 mm	4.41 dm <sup>3</sup>	1066.00 g
4050300333625	DULUX F 24 W/827 2G10	Shipping carton box 10	280 mm x 105 mm x 195 mm	5.73 dm <sup>3</sup>	1319.00 g
4050300333601	DULUX F 24 W/830 2G10	Shipping carton box 10	280 mm x 105 mm x 195 mm	5.73 dm <sup>3</sup>	1319.00 g
4050300333588	DULUX F 24 W/840 2G10	Shipping carton box 10	280 mm x 105 mm x 195 mm	5.73 dm <sup>3</sup>	1319.00 g
4050300312187	DULUX F 36 W/827 2G10	Shipping carton box 10	275 mm x 105 mm x 245 mm	7.07 dm <sup>3</sup>	1631.00 g
4050300299037	DULUX F 36 W/840 2G10	Shipping carton box 10	275 mm x 105 mm x 245 mm	7.07 dm <sup>3</sup>	1631.00 g

The mentioned product code describes the smallest quantity unit which can be ordered. One shipping unit can contain one or more single products. When placing an order, for the quantity please enter single or multiples of a shipping unit.

### References / Links

For more information on QUICKTRONIC electronic control gear go to

▶ [www.osram.com/QUICKTRONIC](http://www.osram.com/QUICKTRONIC)

---

### Disclaimer

Subject to change without notice. Errors and omission excepted. Always make sure to use the most recent release.

OSRAM GMBH is distribution partner  
of LEDVANCE for Digital Lighting  
Systems and Components

**OSRAM**

OSRAM GmbH  
Marcel-Breuer-Strasse 6  
80807 Munich, Germany