

NUC5

CCT Selectable LED Under Cabinet

Product Description

NICOR LED under cabinet lighting is an attractive upgrade that can quickly increase the value and functionality of your work space. The NUC5 now offers a CCT Selectable design which allows for easy adjustment to 2700K, 3000K, or 4000K. The NUC5 presents a clean, professional look allowing you to use an existing wall switch or dimmer to easily control your lights. Offering uniform illumination, warm color and low operating temperatures, this under cabinet light can be used in residential, retail, and commercial applications. Whether in a kitchen, under a shelf or in a defined work space, these 1-inch low profile fixtures are perfect for task or accent lighting and illuminating products, apparel or collectibles.

Construction

- Extruded aluminum housing for durability and ample heatsinking
- Low 1-inch profile keeps the fixture unobtrusive and out of view
- No UV or forward-projected heat
- UL Listed for damp locations

Optical System

- Uniform lighting with specially designed glass diffuser to prevent pixelation and "hot spots" on counter tops

Electrical

- Dimmable with most TRIAC dimmers
- Custom low-profile driver engineered for optimal dimming across all sizes
- Operating temperature rating of 0°F to 120°F (-18°C – 49°C)
- 120VAC Input

LED

- CCT Selectable at 2700K, 3000K, or 4000K
- Greater than 92 CRI with R9 greater than 50
- L70 rated for greater than >50,000 hours
- TM-21 Projected L70(6k) life >100,000 hours
- LM-79, LM-80 testing performed in accordance with IESNA standards

Finish

- Available in: Black, Nickel, White, and Oil-Rubbed Bronze

Installation

- Easy surface mount installation
- Pre-installed captive screws allow for quick mounting
- Positive latch door for easy access and installation
- Versatile knockout selection allows for multidirectional wiring

Warranty

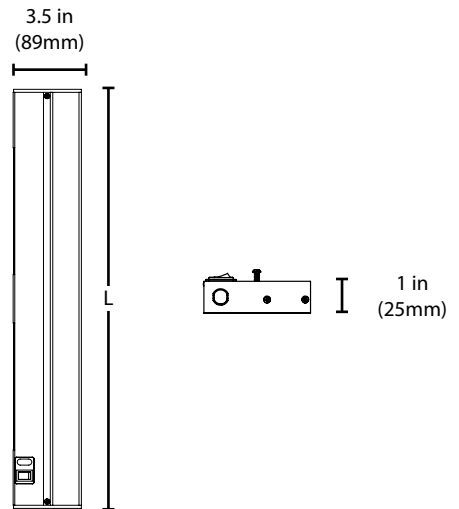
- 5-year limited system warranty standard

Project _____

Catalog _____

Type _____

Date _____



Length Dimensions (L)

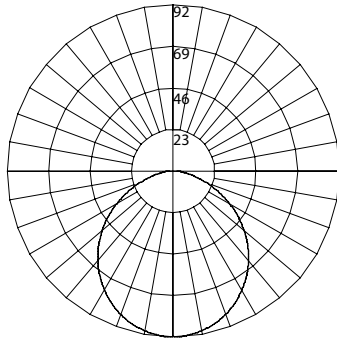
	Inches	Millimeters
NUC508	8	203
NUC512	12.5	317
NUC521	21.5	546
NUC530	30	762
NUC540	40	1016



Photometric Data

NUC5 2700K 8"

Input Voltage (VAC)	120
System Level Power (W)	3.63
Delivered Lumens (Lm)	247
System Efficacy (Lm/W)	67.9
Correlated Color Temp (K)	2755
Color Rendering Index (CRI)	93
Beam Angle	106



Intensity Summary (Candle Power)

Angle	Mean CP
0	1242
10	1220.3
20	1141.6
30	1020.6
40	872.1
50	698.6
60	515.8
70	344.4
80	176.7
90	2.1

CCT Data Multiplier

NUC508530	1.12
NUC508540	1.17

Cone of Light Tabulation

Mounted height (Inches)	Footcandles Beam Center	Diameter (Inches)
12	91.9	31.3
18	40.9	47.0
24	23.0	62.7
30	14.7	78.3
36	10.2	94.0

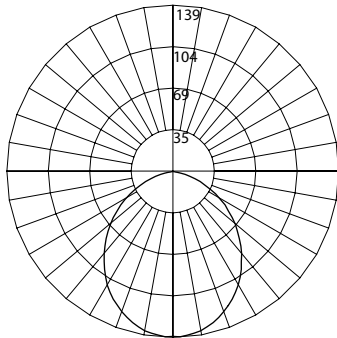
Zonal Lumen Summary

Zone	Lumens	% of Luminaire
0-30	71	29.5%
0-40	115	47.9%
0-60	198	82.6%
0-90	239	100%
90-180	0	0%
0-180	239	100%

Fixture tested per LM-79-08. Photometric data is of the performance of a representative fixture. Results may vary in the field.

NUC5 2700K 12"

Input Voltage (VAC)	120
System Level Power (W)	5.25
Delivered Lumens (Lm)	381
System Efficacy (Lm/W)	72.6
Correlated Color Temp (K)	2736
Color Rendering Index (CRI)	92
Beam Angle	108



Intensity Summary (Candle Power)

Angle	Mean CP
0	138
10	135
20	127
30	115
40	99
50	79
60	56
70	31
80	9
90	0

CCT Data Multiplier

NUC512530	1.12
NUC512540	1.17

Cone of Light Tabulation

Mounted height (Inches)	Footcandles Beam Center	Diameter (Inches)
12	137.7	32.4
18	61.2	48.6
24	34.4	64.8
30	22.0	80.9
36	15.3	97.1

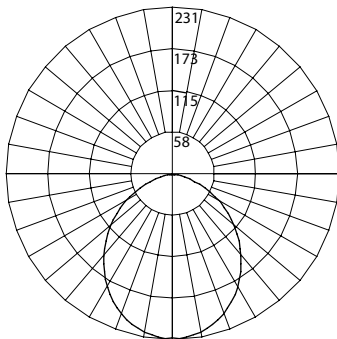
Zonal Lumen Summary

Zone	Lumens	% of Luminaire
0-30	71	29.5%
0-40	115	47.9%
0-60	198	82.6%
0-90	239	100%
90-180	0	0%
0-180	239	100%

Fixture tested per LM-79-08. Photometric data is of the performance of a representative fixture. Results may vary in the field.

NUC5 2700K 21"

Input Voltage (VAC)	120
System Level Power (W)	8.66
Delivered Lumens (Lm)	632
System Efficacy (Lm/W)	73.0
Correlated Color Temp (K)	2747
Color Rendering Index (CRI)	92
Beam Angle	107



Intensity Summary (Candle Power)

Angle	Mean CP
0	230
10	225
20	212
30	191
40	163
50	130
60	93
70	52
80	16
90	0

CCT Data Multiplier

NUC521530	1.12
NUC521540	1.17

Cone of Light Tabulation

Mounted height (Inches)	Footcandles Beam Center	Diameter (Inches)
12	229.6	32.4
18	102.0	48.7
24	57.4	64.9
30	36.7	81.1
36	25.5	97.3

Zonal Lumen Summary

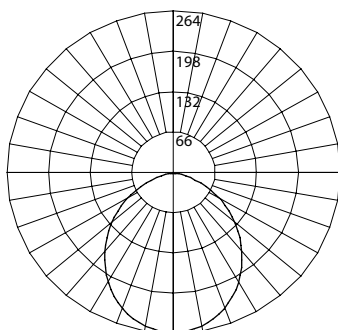
Zone	Lumens	% of Luminaire
0-30	176	29.1%
0-40	287	47.3%
0-60	497	82.0%
0-90	607	100%
90-180	0	0%
0-180	607	100%

Fixture tested per LM-79-08. Photometric data is of the performance of a representative fixture. Results may vary in the field.

Photometric Data

NUC5 2700K 30"

Input Voltage (VAC)	120
System Level Power (W)	11.06
Delivered Lumens (Lm)	725
System Efficacy (Lm/W)	65.6
Correlated Color Temp (K)	2720
Color Rendering Index (CRI)	93
Beam Angle	107



Intensity Summary (Candle Power)

Angle	Mean CP
0	263
10	257
20	243
30	219
40	188
50	150
60	107
70	59
80	18
90	0

CCT Data Multiplier

NUC530S30	1.12
NUC530S40	1.17

Cone of Light Tabulation

Mounted height (Inches)	Footcandles Beam Center	Diameter (Inches)
12	262.6	32.4
18	116.7	48.7
24	65.7	64.9
30	42.0	81.1
36	29.2	97.3

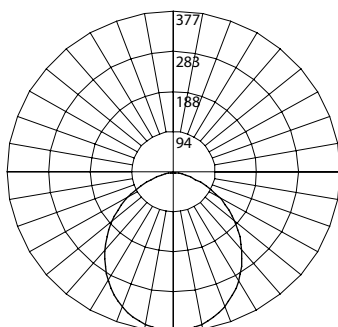
Zonal Lumen Summary

Zone	Lumens	% of Luminaire
0-30	202	29.0%
0-40	329	47.2%
0-60	572	82.0%
0-90	697	100%
90-180	0	0%
0-180	697	100%

Fixture tested per LM-79-08. Photometric data is of the performance of a representative fixture. Results may vary in the field.

NUC5 2700K 40"

Input Voltage (VAC)	120
System Level Power (W)	15.52
Delivered Lumens (Lm)	1037
System Efficacy (Lm/W)	66.8
Correlated Color Temp (K)	2723
Color Rendering Index (CRI)	93
Beam Angle	107



Intensity Summary (Candle Power)

Angle	Mean CP
0	375
10	368
20	347
30	313
40	268
50	214
60	152
70	85
80	26
90	0

CCT Data Multiplier

NUC540S30	1.12
NUC540S40	1.17

Cone of Light Tabulation

Mounted height (Inches)	Footcandles Beam Center	Diameter (Inches)
12	375.3	32.4
18	166.8	48.7
24	93.8	64.9
30	60.0	81.1
36	41.7	97.3

Zonal Lumen Summary

Zone	Lumens	% of Luminaire
0-30	289	28.9%
0-40	470	47.1%
0-60	816	81.8%
0-90	999	100%
90-180	0	0%
0-180	999	100%

Fixture tested per LM-79-08. Photometric data is of the performance of a representative fixture. Results may vary in the field.

Performance Data

Model Number	Nominal CCT (K)	Lumens	Watts	Lumens/Watt
NUC508S	2700	247	3.63	68.1
	3000	276	3.63	76.2
	4000	289	3.63	79.7
NUC512S	2700	381	5.25	72.6
	3000	426	5.25	81.1
	4000	446	5.25	84.9
NUC521S	2700	632	8.66	73.0
	3000	706	8.66	81.6
	4000	739	8.66	85.3
NUC530S	2700	725	11.06	65.6
	3000	810	11.06	73.3
	4000	848	11.06	76.7
NUC540S	2700	1037	15.52	66.8
	3000	1159	15.52	74.7
	4000	1213	15.52	78.1

Recommended Dimmers*

Lutron DIVA DVELV-300P
Lutron SKYLARK SELV-300P
Legrand adorne sofTap (341108)

*Not a complete list. Check compatibility before installation.

Ordering Information

Example: NUC521SWH

Series	Version	Length	CCT	Finish
NUC	5	08 (8 inches)	5 (Select)	BK (black)
		12 (12 ½ inches)		NK (nickel)
		21 (21 ½ inches)		OB (oil-rubbed bronze)
		30 (30 inches)		WH (white)
		40 (40 Inches)		

All reports based on current industry standards; field performance may differ from laboratory performance.
Specifications and dimensions subject to change without notice.

This device complies with part 15 of the FCC Rules. Operation is subject to the following two conditions: (1) This device may not cause harmful interference, and (2) this device must accept any interference received, including interference that may cause undesired operation.

NOTE: This equipment has been tested and found to comply with the limits for a Class B digital device, pursuant to part 15 of the FCC Rules. These limits are designed to provide reasonable protection against harmful interference in a residential installation. This equipment generates, uses and can radiate radio frequency energy and, if not installed and used in accordance with the instructions, may cause harmful interference to radio communications. However, there is no guarantee that interference will not occur in a particular installation. If this equipment does cause harmful interference to radio or television reception, which can be determined by turning the equipment off and on, the user is encouraged to try to correct the interference by one or more of the following measures:

- Reorient or relocate the receiving antenna.
- Increase the separation between the equipment and receiver.
- Connect the equipment into an outlet on a circuit different from that to which the receiver is connected.
- Consult the dealer or an experienced radio/TV technician for help.