

DLR56v5

5" & 6" Recessed LED Downlight

Product Description

The DLR56 from NICOR is a 5" & 6" recessed LED downlight that is ideal for new construction using the patented new construction frame and retrofit into most 5" and 6" housings. Improved to meet the newest certification standards, the DLR56 is over 70 LPW, 90+ CRI and R9 greater than 60. The DLR56v5 system of the downlight combined with the frame provides the lowest overall system cost for energy efficient, high quality lighting.

Construction

- Spun aluminum trim routes heat away from electrical components
- Ultra low profile, integrated driver designed for DLR56 frame use
- Airtight when used with DLR56 frame
- Also allows for retrofit into shallow housings

Optical System

- Polystyrene diffuser and reflector cone create a uniform light distribution that reduces glare without sacrificing lumen output
- Increased trim depth provides lower glare and a quieter ceiling

Electrical

- Utilizes high performing LEDs with >90 CRI and an R9 >60 (not available on 5000K)
- Dimmable to 5% with compatible TRIAC dimmers
- Operating temperature rating of 0°F to 120°F (-18°C to 49°C)
- Input voltage of 120VAC
- Lifetime rated for greater than 60,000 hours
- LM-79 testing performed in accordance with IESNA standards
- Meets FCC Part 15, Subpart B, Class B standards for conducted and radiated emissions.

Finish

- Exterior white powder coat finish
- Available accessory trim covers in Black, Oil-Rubbed Bronze and Nickel

Installation

- Compatible with patented DLR56 frame
- Compatible with most 5" and 6" recessed housings
- Quick and easy installation with an IDEAL luminaire connector and torsion spring mounting system
- Ships with Edison base socket string (GU24 socket string available)

Warranty

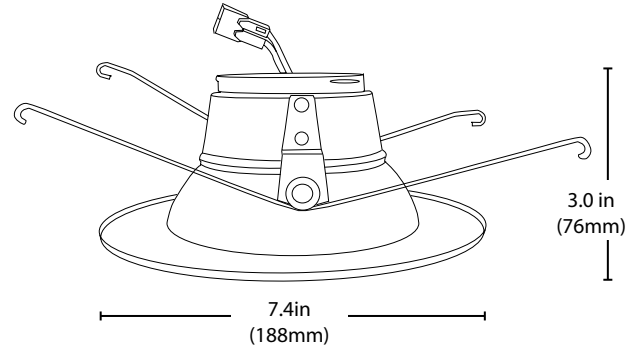
- 5-year limited system warranty

Project


Catalog

Type

Date



* not available
in 5000K

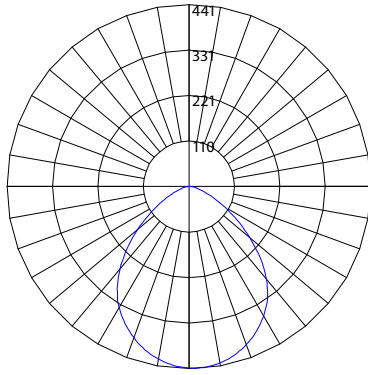


Patent Pending

Photometric Data

DLR56 2700K 800Lm

Input Voltage (VAC)	120
System Level Power (W)	12.2
Delivered Lumens (Lm)	915
System Efficacy (Lm/W)	75.3
Correlated Color Temp (K)	2769
Color Rendering Index (CRI)	94 R9=64
Beam Angle	91°
Spacing Criteria	1.22



Intensity Summary (Candle Power)

Angle	Mean CP
0	441
5	440
15	434
25	422
35	406
45	386
55	360
65	330
75	290
85	242
90	191

CCT Data Multiplier

DLR565081203K	1.020
DLR565081204K	1.058
DLR565081205K	1.071

Cone of Light Tabulation

Mounted height (Feet)	Footcandles Beam Center	Diameter (Feet)
4	27.5	8.3
6	12.2	12.5
8	6.9	16.7
10	4.4	20.8
12	3.0	25.0
14	2.2	29.1
16	1.7	33.3

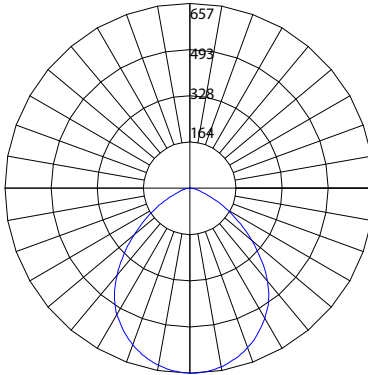
Zonal Lumen Summary

Zone	Lumens	% of Luminaire
0-30	333	36.4%
0-40	531	58%
0-60	824	90%
0-90	915	100%
90-180	0	0%
0-180	915	100.0%

Fixture tested per LM-79-08. Photometric data is of the performance of a representative fixture. Results may vary in the field.

DLR56 2700K 1200Lm

Input Voltage (VAC)	120
System Level Power (W)	17.4
Delivered Lumens (Lm)	1383
System Efficacy (Lm/W)	79.5
Correlated Color Temp (K)	2766
Color Rendering Index (CRI)	94 R9=66
Beam Angle	92°
Spacing Criteria	1.22



Intensity Summary (Candle Power)

Angle	Mean CP
0	657
5	654
15	644
25	627
35	602
45	571
55	534
65	488
75	429
85	360
90	288

CCT Data Multiplier

DLR565081203K	1.020
DLR565081204K	1.058
DLR565081205K	1.071

Cone of Light Tabulation

Mounted height (Feet)	Footcandles Beam Center	Diameter (Feet)
4	41.1	8.3
6	18.2	12.5
8	10.3	16.7
10	6.6	20.8
12	4.5	25.0
14	3.3	29.1
16	2.5	33.3

Zonal Lumen Summary

Zone	Lumens	% of Luminaire
0-30	496	35.9%
0-40	792	57.2%
0-60	1241	89.7%
0-90	1383	100%
90-180	0	0%
0-180	1383	100%

Fixture tested per LM-79-08. Photometric data is of the performance of a representative fixture. Results may vary in the field.

Performance Data

Model Number	Lumens	Watts	Lumens/Watt
DLR565081202K	915	12.2	75.3
DLR565081203K	933	12.2	76.8
DLR565081204K	968	12.2	79.6
DLR565081205K	980	12.2	80.7
DLR565121202K	1383	17.4	79.5
DLR565121203K	1411	17.4	81.1
DLR565121204K	1464	17.4	84.1
DLR565121205K	1483	17.4	85.2

Recommended Dimmers*

Lutron Maestro MACL-153M
Adorne SofTap 341108
Leviton IPL06
Pass & Seymour RHCL453P
Lutron Diva DVELV-300P

*Not a complete list. Check compatibility before installation.

Housing Compatibility*

DLR56-5-FRAME DLR56v5 NEW CONSTRUCTION FRAME
17014-LED-ID 6" LED IC AIRTIGHT NEW CONST. HOUSING
17014AR-LED-ID 6" LED IC AIRTIGHT REMODEL HOUSING
MOST 5" OR 6" RECESSED HOUSINGS WITH USE OF ACCESSORY EDISON BASE

Ordering Information

Example: DLR565081203KWH

Series	Version	Voltage	CCT's	Trim Color
DLR56	508 (800 lm)	120 (120VAC)	2K (2700 K)	WH (White)
	512 (1200 lm)		3K (3000 K)	
			4K (4000 K)	
			5K (5000 K)	

Specifications and dimensions subject to change without notice.

Accessories

accessories sold separately

DLR56v5 New Construction Frame	DLR56-5-FRAME
Oil Rubbed Bronze Trim	DLR56-5-TR-OB
Black Trim	DLR56-5-TR-BK
Nickel Trim	DLR56-5-TR-NK
GU24 Socket String	GU24-IDEAL-SKT-STR

This device complies with part 15 of the FCC Rules. Operation is subject to the following two conditions: (1) This device may not cause harmful interference, and (2) this device must accept any interference received, including interference that may cause undesired operation.

NOTE: This equipment has been tested and found to comply with the limits for a Class B digital device, pursuant to part 15 of the FCC Rules. These limits are designed to provide reasonable protection against harmful interference in a residential installation. This equipment generates, uses and can radiate radio frequency energy and, if not installed and used in accordance with the instructions, may cause harmful interference to radio communications. However, there is no guarantee that interference will not occur in a particular installation. If this equipment does cause harmful interference to radio or television reception, which can be determined by turning the equipment off and on, the user is encouraged to try to correct the interference by one or more of the following measures:

- Reorient or relocate the receiving antenna.
- Increase the separation between the equipment and receiver.
- Connect the equipment into an outlet on a circuit different from that to which the receiver is connected.
- Consult the dealer or an experienced radio/TV technician for help.