

# DLRv5 Select

## Recessed LED Downlight

### Product Description

Now part of the NICOR Select line, the DLR Select from NICOR is a 4" or 5" & 6" recessed LED downlight that is ideal for new construction using the patented new construction frame or as a retrofit into most 4" or 5" & 6" housings. Improved to meet the newest certification standards, the DLR Select is over 60 LPW, 90+ CRI and R9 greater than 50. With a micro-switch on the driver cap, the DLR Select offers the ability to adjust the CCT to 3000K, 4000K, or 5000K. The DLRv5 system of the downlight combined with the frame provides the lowest overall system cost for energy efficient, high quality lighting.

#### Construction

- Spun aluminum trim routes heat away from electrical components
- Aluminum driver cover for additional thermal management
- Fully captured stainless steel V-springs on 6"
- Friction fit stainless steel arms on 4"
- IDEAL luminaire connector
- Low profile, integrated driver designed for DLRv5 frame use

#### Optical System

- Dual emitter array enables CCT selection of 3000K, 4000K, or 5000K
- Binned within 4-step MacAdams with  $\text{duv} < \pm 0.003$
- Utilizes high performing LEDs with 90+ CRI and an  $R9 > 50$
- Polystyrene diffuser creates uniform distribution without sacrificing lumen output
- Increased trim depth provides lower glare and a quieter ceiling

#### Electrical

- Input voltage of 120VAC
- Utilizes high performing LEDs with  $>90$  CRI and an  $R9 > 50$
- Dimmable below 10% with compatible leading edge (TRIAC) or trailing edge (ELV) dimmers
- Operating temperature rating of 0°F to 120°F (-18°C to 49°C)

#### Finish

- Exterior white powder coat finish
- Available accessory trim covers in Black, Oil-Rubbed Bronze and Nickel

#### Mounting and Installation

- Compatible with patented DLRv5 frame
- Compatible with most 4" or 5" & 6" recessed housings
- Quick and easy installation with an IDEAL luminaire connector and torsion spring or friction fit mounting system
- Ships with Edison base socket string (GU24 socket string available)

#### Listings

- LM-79, LM-80 testing performed in accordance with IESNA standards
- UL/cUL1598 Listed for wet locations
- Airtight when used with DLR56 frame
- RoHS Compliant
- Meets FCC Part 15, Subpart B, Class B standards for conducted and radiated emissions
- LED lumen maintenance: L70(9k) > 54,000 hrs

#### Warranty

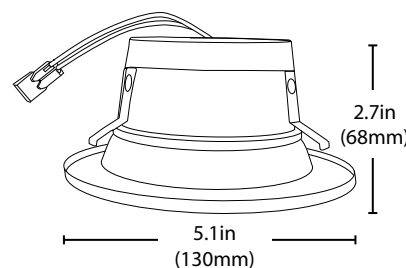
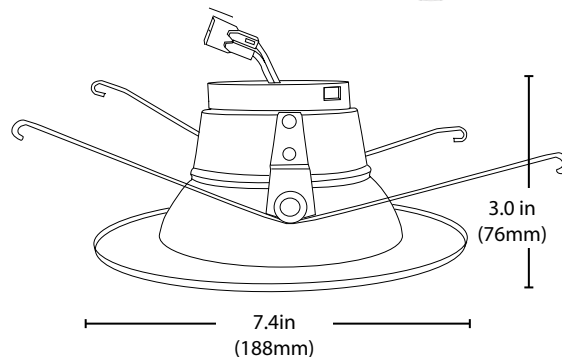

- 5-year limited system warranty
- Warranty does not cover product failure due to an overvoltage event (power surge). For installations where power surge may be possible, NICOR recommends installing additional surge protection at the electrical distribution panel

Project

Catalog

Type

Date



\* not available at 5000K

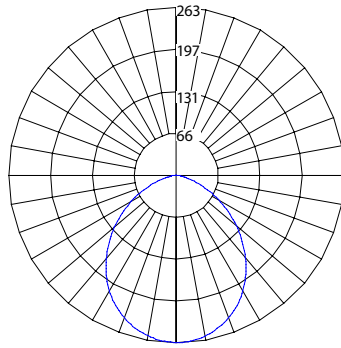


Patent Pending

## Photometric Data

### DLR4 Select 3000K

Input Voltage (VAC)	120V
System Level Power (W)	9.5
Delivered Lumens (Lm)	606
System Efficacy (Lm/W)	64.0
Correlated Color Temp (K)	3051
Color Rendering Index (CRI)	92 R9=53
Beam Angle	97°
Spacing Criteria	1.20



### Intensity Summary (Candle Power)

Angle	Mean CP
0	263
5	261
15	249
25	226
35	191
45	148
55	102
65	57
75	19
85	4
90	0

### CCT Data Multiplier

4000K	1.091
5000K	1.013

### Cone of Light Tabulation

Mounted height (Feet)	Footcandles Beam Center	Diameter (Feet)
4	19.2	11.6
6	8.5	17.5
8	4.8	23.3
10	3.1	29.1
12	2.1	34.9
14	1.6	40.7
16	1.2	46.5

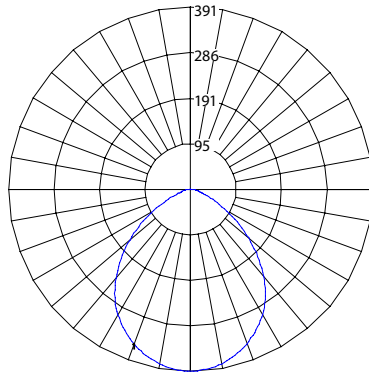
### Zonal Lumen Summary

Zone	Lumens	% of Luminaire
0-30	199	32.8%
0-40	318	52.5%
0-60	523	86.4%
0-90	606	100%
90-180	0	0%
0-180	606	100%

Fixture tested per LM-79-08. Photometric data is of the performance of a representative fixture. Results may vary in the field.

### DLR56 Select 3000K

Input Voltage (VAC)	120
System Level Power (W)	12.7
Delivered Lumens (Lm)	807
System Efficacy (Lm/W)	63.6
Correlated Color Temp (K)	3025
Color Rendering Index (CRI)	91 R9=51
Beam Angle	93°
Spacing Criteria	1.22



### Intensity Summary (Candle Power)

Angle	Mean CP
0	381
5	379
15	360
25	325
35	274
45	202
55	123
65	54
75	20
85	6
90	0

### CCT Data Multiplier<sup>1</sup>

4000K	1.091
5000K	1.013

### Cone of Light Tabulation

Mounted height (Feet)	Footcandles Beam Center	Diameter (Feet)
4	19.2	11.6
6	8.5	17.5
8	4.8	23.3
10	3.1	29.1
12	2.1	34.9
14	1.6	40.7
16	1.2	46.5

### Zonal Lumen Summary

Zone	Lumens	% of Luminaire
0-30	287	35.6%
0-40	458	56.8%
0-60	724	89.7%
0-90	807	100%
90-180	0	0.0%
0-180	807	100%

Fixture tested per LM-79-08. Photometric data is of the performance of a representative fixture. Results may vary in the field.

### Performance Data

Model Number	CCT	Lumens	Watts	Lumens/Watt
DLR4506120S	3000	606	9.5	64.0
	4000	661	9.5	69.6
	5000	614	9.5	64.6
DLR56508120S	3000	807	12.7	63.6
	4000	880	12.7	69.3
	5000	817	12.7	64.3

### Recommended Dimmers<sup>1</sup>

#### DLR4

Lutron Caseta PD-10XN  
Lutron Skylark SELV-300P  
Lutron Diva DVCL-153P

#### DLR56

Legrand Adorne softTap ADTP703TU  
Lutron Caseta PD-10XN  
Lutron Skylark SELV-300P  
Lutron Diva DVCL-153P

### Housing Compatibility<sup>1</sup>

DLR4-5-FRAME	DLR4v5 NEW CONSTRUCTION FRAME
19000A-LED-ID	4" LED IC AIRTIGHT NEW CONSTRUCTION HOUSING
19001AR-LED-ID	4" LED IC AIRTIGHT REMODEL HOUSING
	MOST STANDARD 4" RECESSED HOUSINGS
DLR56-5-FRAME	DLR56v5 NEW CONSTRUCTION FRAME
17014-LED-ID	6" LED IC AIRTIGHT NEW CONST. HOUSING
17014AR-LED-ID	6" LED IC AIRTIGHT REMODEL HOUSING
	MOST 5" OR 6" RECESSED HOUSINGS WITH USE OF ACCESSORY EDISON BASE

<sup>1</sup>Not a complete list. Check compatibility before installation.

## Ordering

### Ordering Information

Example: DLR56508120SWH

Series	Version	Voltage	CCT's	Trim Color
DLR4	506 (600 lm) <sup>1</sup>	120 (120VAC)	S (3000/4000/5000K)	WH (White)
DLR56	508 (800 lm) <sup>2</sup>			

Specifications and dimensions subject to change without notice.

1) 4" available in 600lm only

2) 6" available in 800lm only

### Accessories

accessories sold separately

DLR4v5 New Construction Frame	DLR4-5-FRAME
4" Oil Rubbed Bronze Trim	DLR4-5-TR-OB
4" Black Trim	DLR4-5-TR-BK
4" Nickel Trim	DLR4-5-TR-NK
DLR56v5 New Construction Frame	DLR56-5-FRAME
6" Oil Rubbed Bronze Trim	DLR56-5-TR-OB
6" Black Trim	DLR56-5-TR-BK
6" Nickel Trim	DLR56-5-TR-NK
GU24 Socket String	GU24-IDEAL-SKT-STR

This device complies with part 15 of the FCC Rules. Operation is subject to the following two conditions: (1) This device may not cause harmful interference, and (2) this device must accept any interference received, including interference that may cause undesired operation.

NOTE: This equipment has been tested and found to comply with the limits for a Class B digital device, pursuant to part 15 of the FCC Rules. These limits are designed to provide reasonable protection against harmful interference in a residential installation. This equipment generates, uses and can radiate radio frequency energy and, if not installed and used in accordance with the instructions, may cause harmful interference to radio communications. However, there is no guarantee that interference will not occur in a particular installation. If this equipment does cause harmful interference to radio or television reception, which can be determined by turning the equipment off and on, the user is encouraged to try to correct the interference by one or more of the following measures:

- Reorient or relocate the receiving antenna.
- Increase the separation between the equipment and receiver.
- Connect the equipment into an outlet on a circuit different from that to which the receiver is connected.
- Consult the dealer or an experienced radio/TV technician for help.