

# DLE-TR

## COLOR TRIM ACCESSORY FOR DLE

### Product Description

The color trims gives an additional decorative element to the DLE fixtures. Available for both round and square fixtures, the simple tab system attaches the trim on to the face of the DLE3, DLE4, DLE6, or DLE8 fixture.

**Construction**

- Stamped steel
- Available in round and square



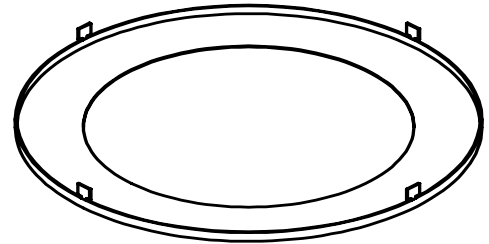
**Finish**

- Aged Copper plating
- Brushed Nickel plating
- Black powder coat

**Installation**

- Align to face of fixture and bend tabs to secure.

Date \_\_\_\_\_



### Ordering Information

Example: DLE6-TR-NK

| Size                         | Color Trim                          |
|------------------------------|-------------------------------------|
| <b>DLE3-TR</b> (3" diameter) | <b>Blank</b> (Round)                |
| <b>DLE4-TR</b> (4" diameter) | <b>SQ</b> (Square - 4" and 6" only) |
| <b>DLE6-TR</b> (6" diameter) | <b>AC</b> (Aged Copper)             |
| <b>DLE8-TR</b> (8" diameter) | <b>BK</b> (Black)                   |
|                              | <b>NK</b> (Brushed Nickel)          |
|                              |                                     |

Specifications and dimensions subject to change without notice.