



Uphoria™ PRO *Gold* LED PAR (92+ CRI) LED PAR20, PAR30, PAR30LN & PAR38

Experience the gold standard in LED lighting with Uphoria™ PRO Gold LED PAR lamps from Ushio America. These dimmable lamps utilize tightly-binned, high color rendering with multi-faceted reflectors to provide superior beam control and reduce glare. An advanced optical design delivers very high Center Beam Candle Power (CBCP) and high efficacy to comply with California's stringent Title 20 standards. These LED PAR lamps have the fit, form, and function to directly replace traditional halogen PAR lamps.

Uphoria PRO Gold LED PAR lamps operate on 120V in Soft White (2700K) and Warm White (3000K) color temperatures and provide a 92+ color rendering. These lamps are available in Narrow Flood (25°) and Flood (40°) beam angles in PAR20, PAR30 (SN & LN), and PAR38 lamp types.

These LED PAR lamps are suitable for use in totally enclosed fixtures and are perfect for art gallery, museum, recessed, accent, hospitality, and track lighting applications. Ushio America is proud to stand behind these 25,000 hour rated life lamps with a 3-year limited warranty.



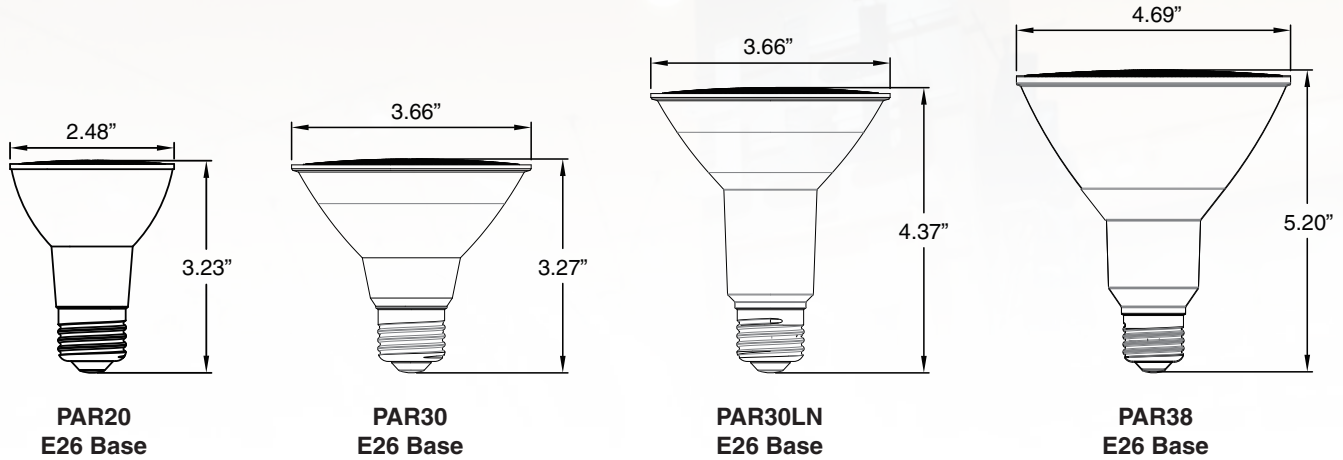
FEATURES & BENEFITS

- California Title 20 Compliant
- Very High Candela
- Direct Replacement for Halogen PAR Lamps
- Smooth, Uniform Dimming (Down to 10%)
- High Color Rendering (92+ CRI)
- Suitable for Use in Enclosed Rated Fixtures
- PAR20 is Suitable for Use in Damp Locations
- PAR30 and PAR38 is Suitable for Use in Wet Locations
- 25,000 Hours Rated Life
- 3-Year Limited Warranty

APPLICATIONS

- Recessed Lighting
- Track Lighting
- Display Lighting
- Art Gallery & Museum Lighting
- Accent Lighting
- Office Lighting
- Hospitality Lighting

SPECIFICATIONS



Watts (W)	Ordering Code	Lamp Description	Bulb Type	Volts (V)	Color Temp (K)	Beam Angle	Lumens* (lm)	CBCP* (cd)	Watt Equiv. (W)	CRI	Rated** Life (h)	Case Qty
8	1005054	UPHORIA LED PAR20, NFL25, WW30	PAR20	120	3000	25°	550	2530	50	92+	25,000	60
8	1005052	UPHORIA LED PAR20, FL40, SW27	PAR20	120	2700	40°	550	1100	50	92+	25,000	60
8	1005053	UPHORIA LED PAR20, FL40, WW30	PAR20	120	3000	40°	550	1100	50	92+	25,000	60
12	1005055	UPHORIA LED PAR30, FL40, SW27	PAR30	120	2700	40°	1050	2100	75	92+	25,000	24
12	1005056	UPHORIA LED PAR30, FL40, WW30	PAR30	120	3000	40°	1050	2100	75	92+	25,000	24
12	1005057	UPHORIA LED PAR30LN, FL40, SW27	PAR30LN	120	2700	40°	1050	2100	75	92+	25,000	24
12	1005058	UPHORIA LED PAR30LN, FL40, WW30	PAR30LN	120	3000	40°	1050	2100	75	92+	25,000	24
18	1005059	UPHORIA LED PAR38, FL40, SW27	PAR38	120	2700	40°	1370	2740	120	92+	25,000	24
18	1005060	UPHORIA LED PAR38, FL40, WW30	PAR38	120	3000	40°	1370	2740	120	92+	25,000	24

* Photometric data is based on LM-79 tests.

** Average life based on 70% lumen maintenance. LM-80 data available.

Electrical Specifications:

Driver: High Efficiency

Dimmable Down to 10%

Power Factor: > 0.9

Dimming: See www.ushio.com for dimmer compatibility options.

CAUTIONS:

Suitable for Damp and Wet Locations. (PAR20 is Only Suitable for Damp Locations.)

Suitable for Use in Recessed Fixtures.

Suitable for Use in Totally Enclosed Fixtures (UL 1993).

Not for Use in Emergency or Exit Lighting.

Photometrics

Item 1005054

θ (ft)	H(ft)	E(fc)
1.2	3.3	233.7
2.4	6.6	58.4
3.5	9.9	26.0
4.7	13.2	14.6
5.9	16.5	9.3
25°		8W
8W LED PAR20, NFL25, WW30		

Item 1005052

θ (ft)	H(ft)	E(fc)
2.2	3.3	105.0
4.3	6.6	26.2
6.5	9.9	11.7
8.6	13.2	6.6
10.8	16.5	4.2
40°		8W
8W LED PAR20, FL40, WW30		

Item 1005053

θ (ft)	H(ft)	E(fc)
2.2	3.3	102.7
4.3	6.6	25.7
6.5	9.9	11.4
8.7	13.2	6.4
10.8	16.5	4.1
40°		8W
8W LED PAR20, FL40, WW30		

Item 1005055

θ (ft)	H(ft)	E(fc)
2.3	3.3	194.4
4.6	6.6	48.6
7.0	9.9	21.6
9.3	13.2	12.1
11.6	16.5	7.8
40°		12W
12W LED PAR30, FL40, SW27		

Item 1005056

θ (ft)	H(ft)	E(fc)
2.0	3.3	242.3
4.1	6.6	60.6
6.1	9.9	26.9
8.1	13.2	15.1
10.2	16.5	9.7
40°		12W
12W LED PAR30, FL40, WW30		

Item 1005057

θ (ft)	H(ft)	E(fc)
2.3	3.3	194.4
4.6	6.6	48.6
7.0	9.9	21.6
9.3	13.2	12.1
11.6	16.5	7.8
40°		12W
12W LED PAR30LN, FL40, SW27		

Item 1005058

θ (ft)	H(ft)	E(fc)
2.0	3.3	242.3
4.1	6.6	60.6
6.1	9.9	26.9
8.1	13.2	15.1
10.2	16.5	9.7
40°		12W
12W LED PAR30LN, FL40, WW30		

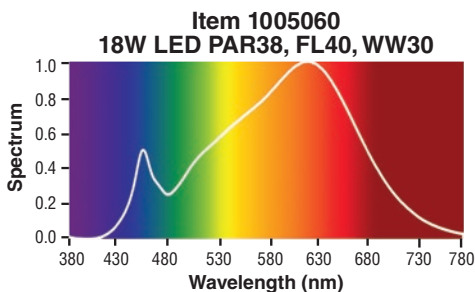
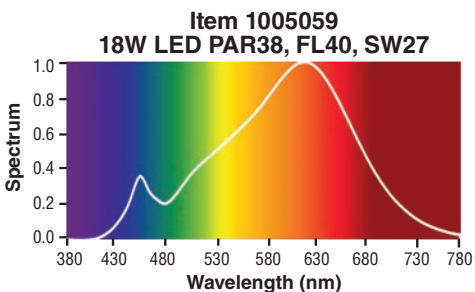
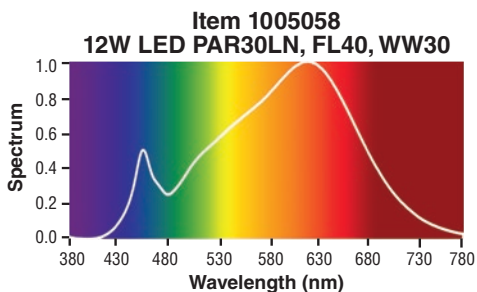
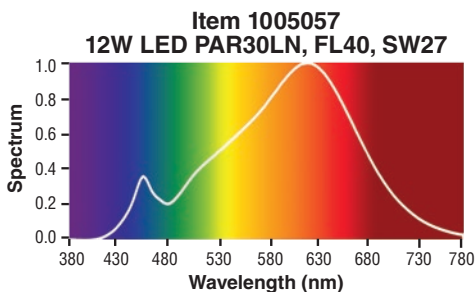
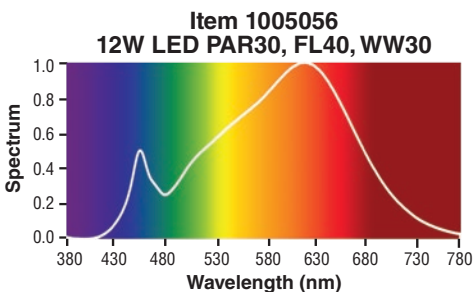
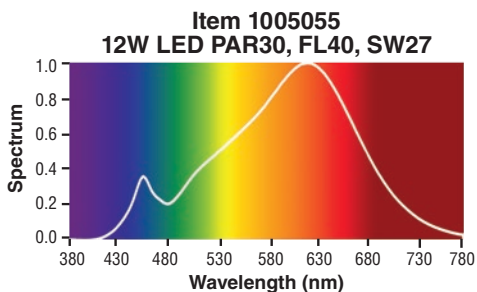
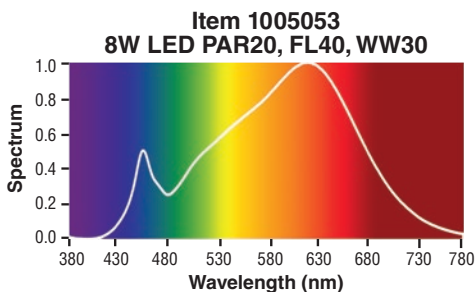
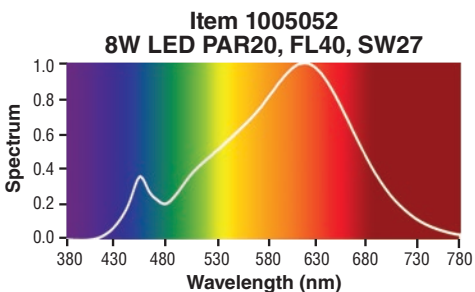
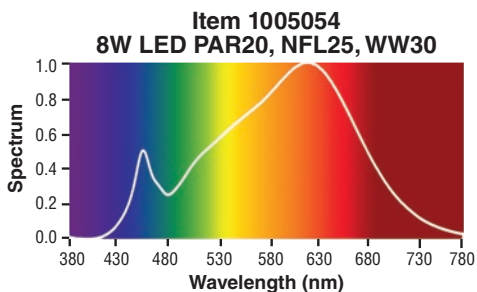
Item 1005059

θ (ft)	H(ft)	E(fc)
2.4	3.3	247.6
4.8	6.6	61.9
7.3	9.9	27.5
9.7	13.2	15.5
12.1	16.5	9.9
40°		18W
18W LED PAR38, FL40, SW27		

Item 1005060

θ (ft)	H(ft)	E(fc)
2.3	3.3	245.9
4.7	6.6	61.5
7.0	9.9	27.3
9.3	13.2	15.4
11.7	16.5	9.8
40°		18W
18W LED PAR38, FL40, WW30		

Spectral Distribution Charts



LIGHTING FACTS

Item 1005054 8W LED PAR20, NFL25, WW30

Lighting Facts/Faits d'éclairage	
Per Bulb/Par l'ampoule	
Brightness/Luminosité	550 lumens
Estimated Yearly Energy Cost	\$0.96
Coût énergétique annuel estimé	
Based on 3 hrs/day, 11¢/kWh. Cost depends on rates and use. /Basé sur 3 heures/jour, 11¢/kWh. Les coûts dépendent du tarif et de la fréquence d'utilisation.	
Life/Vie	22.8 years/ans
Based on 3 hrs/day. /Basé sur 3 heures/jour.	
Light Appearance/Apparence de l'éclairage	
Warm/Chaud Cool/Froid	
3000K	
Energy Used/Énergie utilisée	8 watts

Item 1005052 8W LED PAR20, FL40, SW27

Lighting Facts/Faits d'éclairage	
Per Bulb/Par l'ampoule	
Brightness/Luminosité	550 lumens
Estimated Yearly Energy Cost	\$0.96
Coût énergétique annuel estimé	
Based on 3 hrs/day, 11¢/kWh. Cost depends on rates and use. /Basé sur 3 heures/jour, 11¢/kWh. Les coûts dépendent du tarif et de la fréquence d'utilisation.	
Life/Vie	22.8 years/ans
Based on 3 hrs/day. /Basé sur 3 heures/jour.	
Light Appearance/Apparence de l'éclairage	
Warm/Chaud Cool/Froid	
2700K	
Energy Used/Énergie utilisée	8 watts

Item 1005053 8W LED PAR20, FL40, WW30

Lighting Facts/Faits d'éclairage	
Per Bulb/Par l'ampoule	
Brightness/Luminosité	550 lumens
Estimated Yearly Energy Cost	\$0.96
Coût énergétique annuel estimé	
Based on 3 hrs/day, 11¢/kWh. Cost depends on rates and use. /Basé sur 3 heures/jour, 11¢/kWh. Les coûts dépendent du tarif et de la fréquence d'utilisation.	
Life/Vie	22.8 years/ans
Based on 3 hrs/day. /Basé sur 3 heures/jour.	
Light Appearance/Apparence de l'éclairage	
Warm/Chaud Cool/Froid	
3000K	
Energy Used/Énergie utilisée	8 watts

Item 1005055 12W LED PAR30, FL40, SW27

Lighting Facts/Faits d'éclairage	
Per Bulb/Par l'ampoule	
Brightness/Luminosité	1050 lumens
Estimated Yearly Energy Cost	\$1.45
Coût énergétique annuel estimé	
Based on 3 hrs/day, 11¢/kWh. Cost depends on rates and use. /Basé sur 3 heures/jour, 11¢/kWh. Les coûts dépendent du tarif et de la fréquence d'utilisation.	
Life/Vie	22.8 years/ans
Based on 3 hrs/day. /Basé sur 3 heures/jour.	
Light Appearance/Apparence de l'éclairage	
Warm/Chaud Cool/Froid	
2700K	
Energy Used/Énergie utilisée	12 watts

Item 1005056 12W LED PAR30, FL40, WW30

Lighting Facts/Faits d'éclairage	
Per Bulb/Par l'ampoule	
Brightness/Luminosité	1050 lumens
Estimated Yearly Energy Cost	\$1.45
Coût énergétique annuel estimé	
Based on 3 hrs/day, 11¢/kWh. Cost depends on rates and use. /Basé sur 3 heures/jour, 11¢/kWh. Les coûts dépendent du tarif et de la fréquence d'utilisation.	
Life/Vie	22.8 years/ans
Based on 3 hrs/day. /Basé sur 3 heures/jour.	
Light Appearance/Apparence de l'éclairage	
Warm/Chaud Cool/Froid	
3000K	
Energy Used/Énergie utilisée	12 watts

Item 1005057 12W LED PAR30LN, FL40, SW27

Lighting Facts/Faits d'éclairage	
Per Bulb/Par l'ampoule	
Brightness/Luminosité	1050 lumens
Estimated Yearly Energy Cost	\$1.45
Coût énergétique annuel estimé	
Based on 3 hrs/day, 11¢/kWh. Cost depends on rates and use. /Basé sur 3 heures/jour, 11¢/kWh. Les coûts dépendent du tarif et de la fréquence d'utilisation.	
Life/Vie	22.8 years/ans
Based on 3 hrs/day. /Basé sur 3 heures/jour.	
Light Appearance/Apparence de l'éclairage	
Warm/Chaud Cool/Froid	
2700K	
Energy Used/Énergie utilisée	12 watts

Item 1005058 12W LED PAR30LN, FL40, WW30

Lighting Facts/Faits d'éclairage	
Per Bulb/Par l'ampoule	
Brightness/Luminosité	1050 lumens
Estimated Yearly Energy Cost	\$1.45
Coût énergétique annuel estimé	
Based on 3 hrs/day, 11¢/kWh. Cost depends on rates and use. /Basé sur 3 heures/jour, 11¢/kWh. Les coûts dépendent du tarif et de la fréquence d'utilisation.	
Life/Vie	22.8 years/ans
Based on 3 hrs/day. /Basé sur 3 heures/jour.	
Light Appearance/Apparence de l'éclairage	
Warm/Chaud Cool/Froid	
3000K	
Energy Used/Énergie utilisée	12 watts

Item 1005059 18W LED PAR38, FL40, SW27

Lighting Facts/Faits d'éclairage	
Per Bulb/Par l'ampoule	
Brightness/Luminosité	1370 lumens
Estimated Yearly Energy Cost	\$2.17
Coût énergétique annuel estimé	
Based on 3 hrs/day, 11¢/kWh. Cost depends on rates and use. /Basé sur 3 heures/jour, 11¢/kWh. Les coûts dépendent du tarif et de la fréquence d'utilisation.	
Life/Vie	22.8 years/ans
Based on 3 hrs/day. /Basé sur 3 heures/jour.	
Light Appearance/Apparence de l'éclairage	
Warm/Chaud Cool/Froid	
2700K	
Energy Used/Énergie utilisée	18 watts

Item 1005060 18W LED PAR38, FL40, WW30

Lighting Facts/Faits d'éclairage	
Per Bulb/Par l'ampoule	
Brightness/Luminosité	1370 lumens
Estimated Yearly Energy Cost	\$2.17
Coût énergétique annuel estimé	
Based on 3 hrs/day, 11¢/kWh. Cost depends on rates and use. /Basé sur 3 heures/jour, 11¢/kWh. Les coûts dépendent du tarif et de la fréquence d'utilisation.	
Life/Vie	22.8 years/ans
Based on 3 hrs/day. /Basé sur 3 heures/jour.	
Light Appearance/Apparence de l'éclairage	
Warm/Chaud Cool/Froid	
3000K	
Energy Used/Énergie utilisée	18 watts

CAUTION:

The lamp may not be compatible with all dimmers. Check www.ushio.com to find up to date dimmer compatibility options. Use only 120V 60 Hz circuits. Do not open. No user serviceable parts inside. Reliable operating temperature is -4°F to 113°F. The device is not intended for use with emergency exit fixtures, emergency exit lights, photo controls, or electric timers. This device complies with part 15 of the FCC Rules. Operation is subject to the following two conditions: (1) this device may not cause harmful interference, and (2) this device must accept any interference received, including interference that may cause undesired operation.

USHIO