



Uphoria™ *d'Oro* LED MR16 (95+ CRI)

LED MR16 with High Color Rendering

Featuring very high color rendering, the new USHIO Uphoria™ d'Oro lamps are 50W equivalent LED MR16 lamps certified to California Title 20 and JA8. Available in 7W, these high R9 lamps provide a full-color spectrum experience with more vibrant reds. The unique optical design delivers high efficacy and high Center Beam Candle Power (CBCP). These dimmable, 490 lumen lamps have the fit, form, and function to directly replace halogen MR16 lamps.

Uphoria d'Oro LED MR16 lamps operate on 12V in Soft White (2700K) and Warm White (3000K) color temperatures. These lamps are available in Spot (15°), Narrow Flood (25°), and Flood (36°) beam angles. These LED MR16 lamps are suitable for use in totally enclosed fixtures and are perfect for art gallery, museum, recessed, accent, and hospitality lighting applications.

Ushio America is proud to stand behind these 25,000 hour rated life lamps with a 3-year limited warranty.



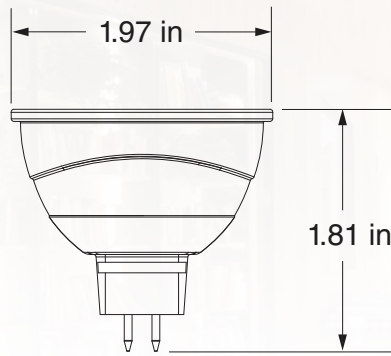
FEATURES & BENEFITS

- Certified to California Title 20 and JA8
- Direct Replacement for 50W Halogen Lamps
- High Color Rendering (95+ CRI)
- High R9: 90
- 490 Lumens
- Smooth, Uniform Dimming (Down to 10%)
- Suitable for Use in Totally Enclosed Fixtures
- 25,000 Hours Rated Life
- 3-Year Limited Warranty

APPLICATIONS

- Art Gallery & Museum Lighting
- Track Lighting
- Recessed Lighting
- Accent Lighting
- Hospitality Lighting
- Landscape Lighting

SPECIFICATIONS



GU5.3 Base

Case Quantity: 12

Watts (W)	Ordering Code	Lamp Description	Volts (V)	Color Temp (K)	Beam Angle	Beam Spread	Lumens* (lm)	CBCP* (cd)	CRI	Rated** (h)
7	1004985	UPHORIA d'ORO MR16, SP15, SW27, 95+CRI	12	2700	15°	Spot	490	2934	95+	25,000
7	1004984	UPHORIA d'ORO MR16, SP15, WW30, 95+CRI	12	3000	15°	Spot	490	2554	95+	25,000
7	1004983	UPHORIA d'ORO MR16, NFL25, SW27, 95+CRI	12	2700	25°	Narrow Flood	490	1848	95+	25,000
7	1004960	UPHORIA d'ORO MR16, NFL25, WW30, 95+CRI	12	3000	25°	Narrow Flood	490	2069	95+	25,000
7	1004962	UPHORIA d'ORO MR16, FL36, SW27, 95+CRI	12	2700	36°	Flood	490	1049	95+	25,000
7	1004961	UPHORIA d'ORO MR16, FL36, WW30, 95+CRI	12	3000	36°	Flood	490	1040	95+	25,000

* Photometric data is based on LM-79 tests.

** Average life based on 70% lumen maintenance. LM-80 data available.

Electrical Specifications:

Driver: High Efficiency

Dimmable Down to 10%

Power Factor: > 0.9

Dimming: See www.ushio.com for dimmer compatibility options.

CAUTIONS:

Suitable for dry and damp locations.

Suitable for use in recessed fixtures.

Suitable for use in totally enclosed fixtures (UL 1993).

Not for use in emergency or exit lighting.

Photometrics

2700K

Item 1004985

ø(ft)	H(ft)	E(fc)
0.9	3.3	269.4
1.7	6.6	67.4
2.6	9.9	29.9
3.5	13.2	16.8
4.3	16.5	10.8
15°		7W
7W LED MR16, SP15, SW27		

Item 1004983

ø(ft)	H(ft)	E(fc)
1.5	3.3	169.7
2.9	6.6	42.4
4.4	9.9	18.9
5.9	13.2	10.6
7.3	16.5	6.8
25°		7W
7W LED MR16, NFL25, SW27		

Item 1004962

ø(ft)	H(ft)	E(fc)
2.1	3.3	96.3
4.3	6.6	24.1
6.4	9.9	10.7
8.6	13.2	6.0
10.7	16.5	3.9
36°		7W
7W LED MR16, FL36, SW27		

3000K

Item 1004984

ø(ft)	H(ft)	E(fc)
0.9	3.3	234.5
1.7	6.6	58.6
2.6	9.9	26.1
3.5	13.2	14.7
4.3	16.5	9.4
15°		7W
7W LED MR16, SP15, WW30		

Item 1004960

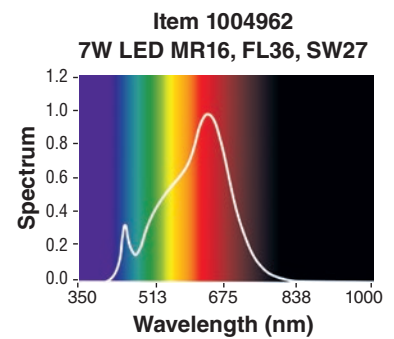
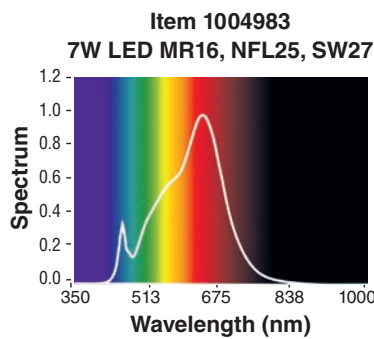
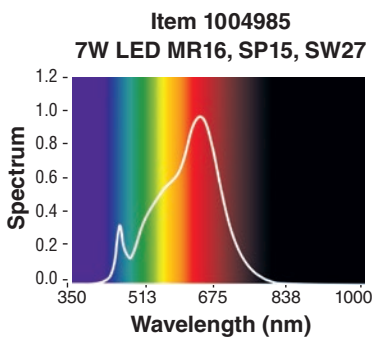
ø(ft)	H(ft)	E(fc)
2.0	3.3	190.0
4.0	6.6	47.5
6.0	9.9	21.1
8.1	13.2	11.9
10.1	16.5	7.6
25°		7W
7W LED MR16, NFL25, WW30		

Item 1004961

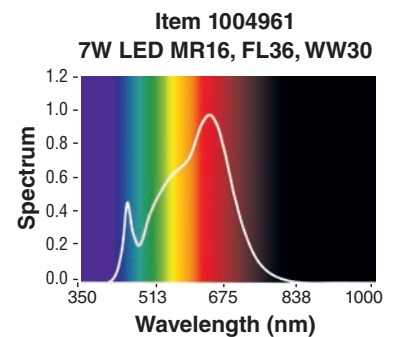
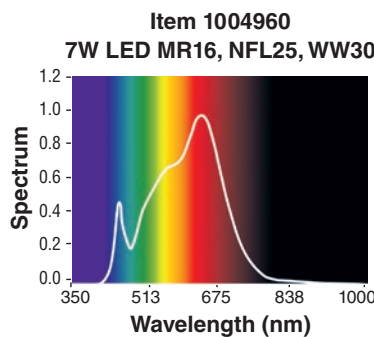
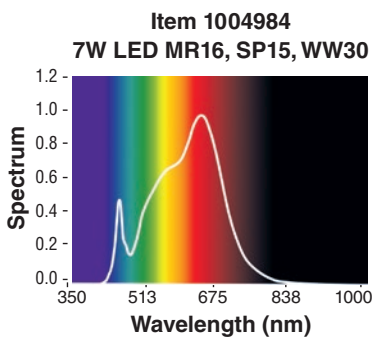
ø(ft)	H(ft)	E(fc)
2.1	3.3	95.5
4.3	6.6	23.9
6.4	9.9	10.6
8.6	13.2	6.0
10.7	16.5	3.8
36°		7W
7W LED MR16, FL36, WW30		

Spectral Distribution Charts

2700K



3000K



LIGHTING FACTS

2700K

Item 1004985
7W LED MR16, SP15, SW27

Lighting Facts/Faits d'éclairage	
Per Bulb/Par l'ampoule	
Brightness/Luminosité	490 lumens
Estimated Yearly Energy Cost	\$0.84
Coût énergétique annuel estimé	
Based on 3 hrs/day, 11¢/kWh. Cost depends on rates and use. /Basé sur 3 heures/jour, 11¢/kWh. Les coûts dépendent du tarif et de la fréquence d'utilisation.	
Life/Vie	22.8 years/ans
Based on 3 hrs/day. /Basé sur 3 heures/jour.	
Light Appearance/Apparence de l'éclairage	
Warm/Chaud	Cool/Froid
Energy Used/Énergie utilisée	7 watts

Item 1004983
7W LED MR16, NFL25, SW27

Lighting Facts/Faits d'éclairage	
Per Bulb/Par l'ampoule	
Brightness/Luminosité	490 lumens
Estimated Yearly Energy Cost	\$0.84
Coût énergétique annuel estimé	
Based on 3 hrs/day, 11¢/kWh. Cost depends on rates and use. /Basé sur 3 heures/jour, 11¢/kWh. Les coûts dépendent du tarif et de la fréquence d'utilisation.	
Life/Vie	22.8 years/ans
Based on 3 hrs/day. /Basé sur 3 heures/jour.	
Light Appearance/Apparence de l'éclairage	
Warm/Chaud	Cool/Froid
Energy Used/Énergie utilisée	7 watts

Item 1004962
7W LED MR16, FL36, SW27

Lighting Facts/Faits d'éclairage	
Per Bulb/Par l'ampoule	
Brightness/Luminosité	490 lumens
Estimated Yearly Energy Cost	\$0.84
Coût énergétique annuel estimé	
Based on 3 hrs/day, 11¢/kWh. Cost depends on rates and use. /Basé sur 3 heures/jour, 11¢/kWh. Les coûts dépendent du tarif et de la fréquence d'utilisation.	
Life/Vie	22.8 years/ans
Based on 3 hrs/day. /Basé sur 3 heures/jour.	
Light Appearance/Apparence de l'éclairage	
Warm/Chaud	Cool/Froid
Energy Used/Énergie utilisée	7 watts

3000K

Item 1004984
7W LED MR16, SP15, WW30

Lighting Facts/Faits d'éclairage	
Per Bulb/Par l'ampoule	
Brightness/Luminosité	490 lumens
Estimated Yearly Energy Cost	\$0.84
Coût énergétique annuel estimé	
Based on 3 hrs/day, 11¢/kWh. Cost depends on rates and use. /Basé sur 3 heures/jour, 11¢/kWh. Les coûts dépendent du tarif et de la fréquence d'utilisation.	
Life/Vie	22.8 years/ans
Based on 3 hrs/day. /Basé sur 3 heures/jour.	
Light Appearance/Apparence de l'éclairage	
Warm/Chaud	Cool/Froid
Energy Used/Énergie utilisée	7 watts

Item 1004960
7W LED MR16, NFL25, WW30

Lighting Facts/Faits d'éclairage	
Per Bulb/Par l'ampoule	
Brightness/Luminosité	490 lumens
Estimated Yearly Energy Cost	\$0.84
Coût énergétique annuel estimé	
Based on 3 hrs/day, 11¢/kWh. Cost depends on rates and use. /Basé sur 3 heures/jour, 11¢/kWh. Les coûts dépendent du tarif et de la fréquence d'utilisation.	
Life/Vie	22.8 years/ans
Based on 3 hrs/day. /Basé sur 3 heures/jour.	
Light Appearance/Apparence de l'éclairage	
Warm/Chaud	Cool/Froid
Energy Used/Énergie utilisée	7 watts

Item 1004961
7W LED MR16, FL36, WW30

Lighting Facts/Faits d'éclairage	
Per Bulb/Par l'ampoule	
Brightness/Luminosité	490 lumens
Estimated Yearly Energy Cost	\$0.84
Coût énergétique annuel estimé	
Based on 3 hrs/day, 11¢/kWh. Cost depends on rates and use. /Basé sur 3 heures/jour, 11¢/kWh. Les coûts dépendent du tarif et de la fréquence d'utilisation.	
Life/Vie	22.8 years/ans
Based on 3 hrs/day. /Basé sur 3 heures/jour.	
Light Appearance/Apparence de l'éclairage	
Warm/Chaud	Cool/Froid
Energy Used/Énergie utilisée	7 watts

CAUTION:

Lamp may not be compatible with all dimmers and transformers. Check www.ushio.com to find up to date dimmer and transformer compatibility options. Use only on 12V AC circuits. Do not open. No user serviceable parts inside. Suitable for use in totally enclosed, recessed luminaires. Suitable for use in surface mount wall and ceiling luminaires, and portable luminaires. Use is not recommended where exposed to weather. Outdoor usage requires an enclosed fixture. Recommended lamp housing temperature is 150°F or below. Reliable operating environment temperature is -4°F to 113°F. SUITABLE FOR DAMP LOCATIONS. RISK OF ELECTRIC SHOCK - DO NOT USE WHERE DIRECTLY EXPOSED TO WATER. Lamp is not intended for use with emergency exit fixtures, emergency exit lights, photo controls or electric timers. Lamp complies with Part 15 of the FCC Rules. Operation is subject to the following two conditions: (1) device may not cause harmful interference, and (2) device must accept any interference received, including interference that may cause undesired operation.

USHIO