

# CERTIFICATE OF ANALYSIS

Prepared for:  
**ONLE ORGANICS**


## 1000mg Tincture


Batch ID or Lot Number: <b>423-016</b>	Test: <b>Potency</b>	Reported: <b>20Nov2023</b>	USDA License: N/A
Matrix: Unit	Test ID: T000261835	Started: 17Nov2023	Sampler ID: N/A
	Method(s): TM14 (HPLC-DAD): Potency - Full Spectrum Analysis, 0.3% THC	Received: 13Nov2023	Status: Active

## Cannabinoids

	LOD (mg)	LOQ (mg)	Result (mg)	Result (mg/g)	Notes
Cannabichromene (CBC)	1.655	5.595	ND	ND	# of Servings = 1 Sample Weight=28.55g
Cannabichromenic Acid (CBCA)	1.513	5.118	ND	ND	
Cannabidiol (CBD)	5.140	13.073	999.019	34.99	
Cannabidiolic Acid (CBDA)	5.272	13.408	ND	ND	
Cannabidivarin (CBDV)	1.216	3.092	4.649	0.16	
Cannabidivarinic Acid (CBDVA)	2.199	5.593	ND	ND	
Cannabigerol (CBG)	0.939	3.177	7.570	0.27	
Cannabigerolic Acid (CBGA)	3.927	13.280	ND	ND	
Cannabinol (CBN)	1.226	4.144	ND	ND	
Cannabinolic Acid (CBNA)	2.680	9.061	ND	ND	
Delta 8-Tetrahydrocannabinol (Delta 8-THC)	4.679	15.822	ND	ND	
Delta 9-Tetrahydrocannabinol (Delta 9-THC)	4.249	14.369	ND	ND	
Delta 9-Tetrahydrocannabinolic Acid (THCA-A)	3.765	12.731	ND	ND	
Tetrahydrocannabivarin (THCV)	0.855	2.890	ND	ND	
Tetrahydrocannabivarinic Acid (THCVA)	3.321	11.229	ND	ND	
<b>Total Cannabinoids</b>			<b>1011.238</b>	<b>35.42</b>	
Total Potential THC			ND	ND	
Total Potential CBD			999.019	34.99	

## Final Approval

  
Sam Smith  
20Nov2023  
10:12:00 AM MST  
PREPARED BY / DATE

  
Karen Winternheimer  
20Nov2023  
10:29:00 AM MST  
APPROVED BY / DATE



<https://results.botanacor.com/api/v1/coas/uuid/d258aa76-4950-44bf-8e52-deec53b52eb1>

**Definitions**  
% = % (w/w) = Percent (weight of analyte / weight of product). ND = None Detected (defined by dynamic range of the method).  
Total Potential Delta 9-THC or CBD is calculated to take into account the loss of a carboxyl group during decarboxylation step, using the following formulas: Total Potential Delta 9-THC = Delta 9-THC + (Delta 9-THCa \*(0.877)) and Total CBD = CBD + (CBDA \*(0.877)).

Testing results are based solely upon the sample submitted to SC Laboratories, Inc., in the condition it was received. SC Laboratories, Inc., warrants that all analytical work is conducted professionally in accordance with all applicable standard laboratory practices using validated methods. Data was generated using an unbroken chain of comparison to NIST traceable Reference Standards and Certified Reference Materials. This report may not be reproduced, except in full, without the written approval of SC Laboratories, Inc. ISO/IEC 17025:2017 A2LA Cert #: 4329.02 Chemical; 4329.03 Biological.



Cert #4329.02

CDPHE Certified

d258aa76495044bf8e52deec53b52eb1.1

# CERTIFICATE OF ANALYSIS

Prepared for:  
**ONLE ORGANICS**


## 1000mg Tincture

Batch ID or Lot Number: <b>423-016</b>	Test: <b>Microbial Contaminants</b>	Reported: <b>17Nov2023</b>	USDA License: N/A
Matrix: Finished Product	Test ID: T000261836	Started: 14Nov2023	Sampler ID: N/A
	Method(s): TM25 (qPCR) TM24, TM26, TM27 (Culture Plating): Microbial (Colorado Panel)	Received: 13Nov2023	Status: Active

## Microbial Contaminants

Contaminants	Method	LOD	Quantitation Range	Result	Notes
STEC	TM25: PCR	10 <sup>0</sup> CFU/25g	NA	Absent	Free from visual mold, mildew, and foreign matter
<i>Salmonella</i>	TM25: PCR	10 <sup>0</sup> CFU/25g	NA	Absent	
Total Yeast and Mold*	TM24: Culture Plating	10 <sup>1</sup> CFU/g	1.0x10 <sup>2</sup> - 1.5x10 <sup>4</sup>	None Detected	
Total Aerobic Count*	TM26: Culture Plating	10 <sup>2</sup> CFU/g	1.0x10 <sup>3</sup> - 1.5x10 <sup>5</sup>	None Detected	
Total Coliforms*	TM27: Culture Plating	10 <sup>1</sup> CFU/g	1.0x10 <sup>2</sup> - 1.5x10 <sup>4</sup>	None Detected	

## Final Approval



Eden Thompson-Wright  
17Nov2023  
09:31:00 AM MST



Brett Hudson  
17Nov2023  
04:48:00 PM MST



PREPARED BY / DATE

APPROVED BY / DATE

<https://results.botanacor.com/api/v1/coas/uuid/58bf2c93-428a-48a2-87dc-a947f75917bb>

### Definitions

\* Values recorded in scientific notation, a common microbial practice of expressing numbers that are too large to be conveniently written in decimal form. Examples: 10<sup>2</sup> = 100 CFU, 10<sup>3</sup> = 1,000 CFU, 10<sup>4</sup> = 10,000 CFU, 10<sup>5</sup> = 100,000 CFU  
CFU/g = Colony Forming Units per Gram, LOD = Limit of Detection  
ULOQ = Upper Limit of Quantitation, LLOQ = Lower Limit of Quantitation  
STEC = Shiga Toxin-Producing E. coli

Testing results are based solely upon the sample submitted to SC Laboratories, Inc., in the condition it was received. SC Laboratories, Inc., warrants that all analytical work is conducted professionally in accordance with all applicable standard laboratory practices using validated methods. Data was generated using an unbroken chain of comparison to NIST traceable Reference Standards and Certified Reference Materials. This report may not be reproduced, except in full, without the written approval of SC Laboratories, Inc. ISO/IEC 17025:2017 A2LA Cert #: 4329.02 Chemical; 4329.03 Biological.



Cert #4329.02

CDPHE Certified

58bf2c93428a48a287dca947f75917bb.1