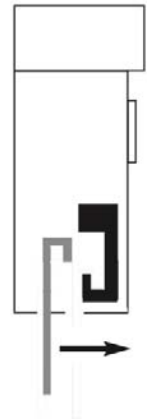



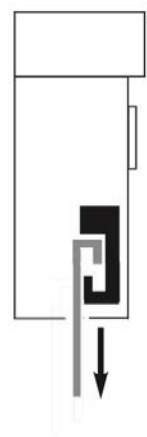

KooKoo BirdHouse

Pendelstange einbauen:

1 BirdHouse „kopfüber“ festhalten, das Licht so, dass der Innenraum beleuchtet ist



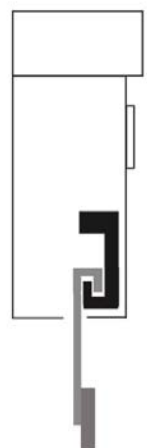
2 Pendelstange leicht in die Nut stecken und einrasten



3 BirdHouse umdrehen

How to hook the Pendulum rod inside the cabinet:

1 turn BirdHouse upside down and let light shine into the bottom hole



2 connect pendulum rod with the counterpart and pull rod carefully

3 turn BirdHouse in normal position