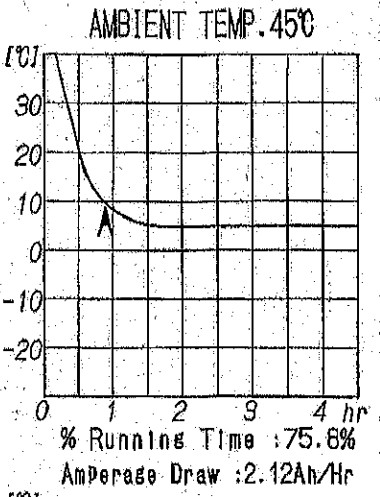
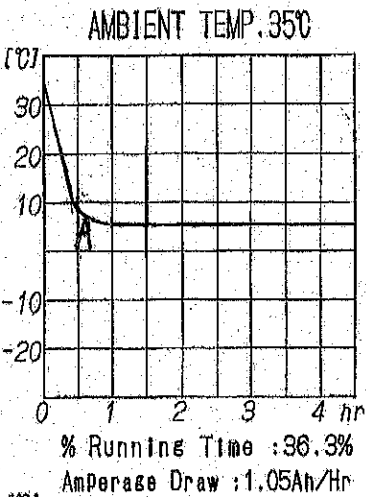
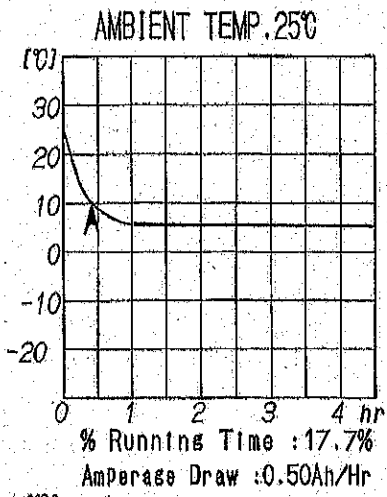
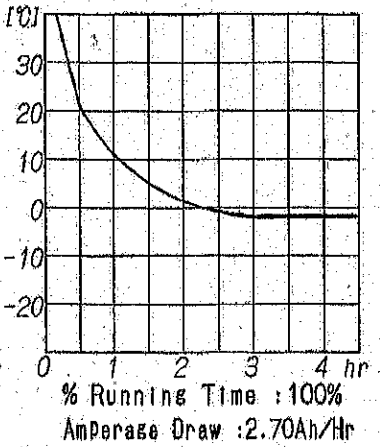
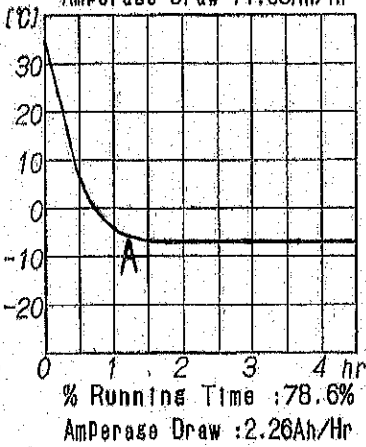
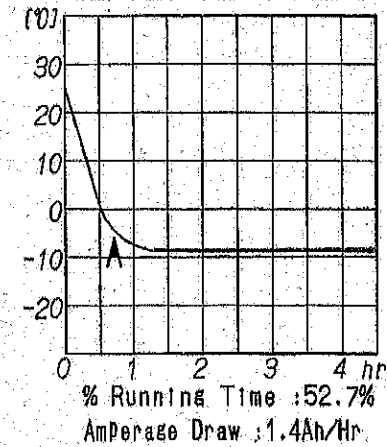


MODEL: **MT17F** (For reference)
INPUT DC12.8V. NO LOAD

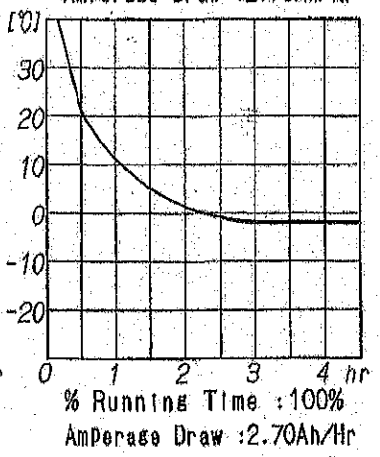
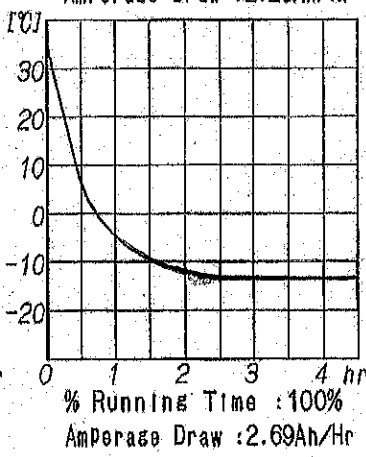
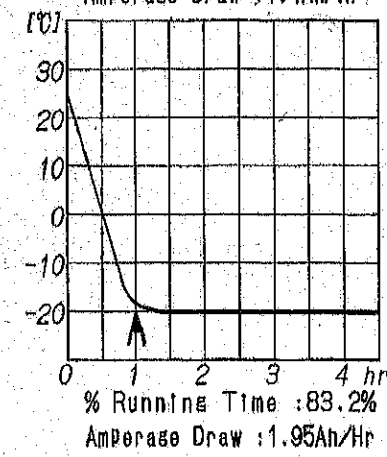
CONTROL POSITION: 1
 AVG. CABINET AIR TEMP. °C



CONTROL POSITION: 3
 AVG. CABINET AIR TEMP. °C



CONTROL POSITION: 5
 AVG. CABINET AIR TEMP. °C



Note: 'A' mark shows beginning of thermostat cycling.
 THERMOSTAT OPERATING TEMPERATURE:

| CONTROL POSITION | 1 | 3 | 5 |
|------------------|-----|-------|-----------|
| CUT-IN [°C] | (9) | (-8) | -20.5±1.5 |
| CUT-OUT [°C] | (6) | (-11) | -23.5±1.5 |

DRAWN BY
 T. MURRAYASHI 07 06 06
 DESIGNED BY
 CHECKED BY
 APPROVED BY

△
 △
 NO. REVISIONS DATE NOTICE NO. BY

ENGEL
 SAWAFUJI
 ELECTRIC CO. LTD