

AERATOR PUMP INSTRUCTIONS:




Pump arrives with the battery partially charged. Please fully charge overnight before 1st use. The pump will switch on when it is plugged into the USB charger, this is normal operation. Simply press the power button to turn it off, and it will continue to charge.

CHARGING INSTRUCTIONS:

Open the rubber seal over the USB plug on the pump and rotate it 90 degrees. Plug in USB-C adapter on the right side of the pump and leave charging until all lights stop flashing. A full charge usually takes about 4 hours. A maximum full charge will keep the pump running for up to 36 hours, depending on conditions and temperature. Do not leave this USB port open and exposed to the elements. Always fully close the USB port seal before using outdoors.

3rd party USB battery packs may be used to run the pump for longer periods.

USAGE INSTRUCTIONS:

-  **Power** – Press once to turn on and a second time to turn off.
-  **Intermittent** – Press once for a 10 second on and 10 second off cycle. Press again to disengage.
-  **Air Flow** -Turn pump on first. Press the +/- once to cycle through speeds. There are 4 LEDs above the icons to indicate speeds. The LED's from left to right indicate increasing pump speed. The corresponding LED will flash for a second when you press the +/-.



SAFETY HAZARD WARNINGS FOR LITHIUM-ION POLYMER BATTERIES

You must read these safety warnings and instructions before using or charging your Engel Aerator Pump.

Rechargeable Lithium-ion polymer batteries are potentially hazardous and can present a serious FIRE HAZARD, SERIOUS INJURY and/ or PROPERTY DAMAGE if damaged, defective or improperly used.

By purchasing the Engel Aerator Pump with Lithion-Ion battery, you assume all risks

associated with the battery. We are not responsible for any damages and consequential damages by using our products. Use at your own risk.

Do not disassemble or modify the pump or battery on any way. Vibration, puncture, contact with metals, or tampering with the battery can cause it to fail.

Do not use a charger other than the charger with which it came.

Never leave the battery unattended while charging. If the battery becomes hot, smokes, swells, or gives off an odor during charging, terminate charging immediately.

In the event the battery leaks and the fluid gets onto your skin or into your eyes do not rub. Rinse well with water and immediately seek medical care. If left untreated, the battery fluid could cause damage to the eye and skin.

Keep away from children.

LIMITED 2 YEAR WARRANTY

This Engel Aerator Pump (Part # ENG-AP3) comes with a limited 2-year warranty. Warranty is void if the pump has been opened, dismantled or altered in any way. Warranty does not cover normal wear and tear or abused or physically damaged. Warranty does not cover natural battery deterioration of up to 20% per year. Replacement batteries are available for purchase. USB port corrosion is not warranted as it should never be exposed to the elements when properly sealed.

Please register your warranty at
<https://www.engelcoolers.com/warranty>

ENGEL®

900 Jupiter Park Drive | Jupiter, FL 33458
Phone: 561.743.7419 | info@engelcoolers.com
www.engelcoolers.com

ENGEL® BUBBLER

.....
Quick Start Guide