



audeo™

---

QUICK START + INSTRUCTION GUIDE

---

ITEM: AOPS1

## **Welcome to audeo**

Thank you for choosing this product. We are striving for excellence in both aesthetics and acoustics.

But we could not do this without you.

Let's take accessories to new heights together.

**OCCULT**

UNIVERSAL PHONE STAND

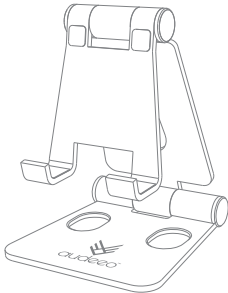
# 1 Welcome

## 1.1 What's In The Box

### GUIDE BOOKLET



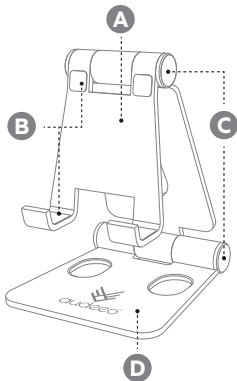
### PHONE STAND



## 2 Your Universal Phone Stand

### 2.1 Getting To Know Your Phone Stand

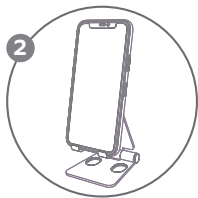
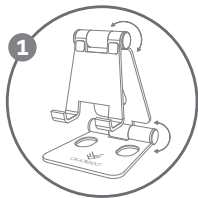
- A Phone Holder:**  
The mobile phone can be placed horizontally or vertically as needed
- B Protection Pad :**  
Anti-skid, Protect mobile phone from wear and tear
- C Hinge:**  
Adjust the Angle of the phone as needed
- D Pedestal:**  
There is a non-slip pad at the bottom to prevent the bracket from sliding



### 3 Quick Start Guide

#### 4.1 Camera Setup

- 1 Take out the phone stand and fold it into the structure shown in the picture.
- 2 Place the phone on the stand and adjust it at the right Angle.



---

#### CONTENTS:

- Occult Phone Stand
- Support Card
- Quick Start & Instruction Guide

## 4 Warranty & Legal

The condition of this warranty and our responsibilities under this warranty are as follows: Supplier's warranty is non-transferable. This warranty is limited to the original purchaser only.

- You must be able to prove the date of original purchase of the unit with a dated receipt.
- The warranty is not applicable if the product has been subject to physical abuse, improper installation, modification or repair by unauthorized third party.
- The responsibility of supplier's products shall be limited to the repair or replacement of the product as its sole discretion.
- Specifically exempt from any warranty are limited-life consumable components subject to normal wear and tear such as batteries, decorates and other accessories.
- A supplier will not take any responsibility if the failure of the unit has resulted from accident, abuse, misuse, or any unauthorized repair, modification or disassemble.
- Modification and repair of the unit should be done by authorized and qualified service personnel, Center or returned to the manufacturer.
- This warranty give you specific legal rights, and you may also have other rights which vary under local laws.

**C E** This symbol on appliance, instruction manual and packaging puts your attention to this important issue. The materials used in this appliance can be recycled. By recycling used domestic appliances you contribute an important push to the protection of our environment. Ask your local authorities for information regarding the point of recollection.



Manufactured & Distributed by:  
iHip Europe Ltd., Chartwell House,  
292-294 Hale Lane, London, UK, HA8 8NP

audeo™ is a registered trademark of iHip Europe Ltd.

**MADE IN CHINA**