

## QUICK START + INSTRUCTION GUIDE

ITEM: AOENCO

# ENCOUNTER PRO

## UNIVERSAL GAMING HEADSET

### Welcome to audeo

Thank you for choosing this product. We are striving for excellence in both aesthetics and acoustics. But we could not do this without you. Let's take sound to new heights together.

- Welcome**
  - What's In The Box
- Your Gaming Headset**
  - Getting To Know Your Headset
  - Getting to Know Your Headset Controller
- All Features & Contents**
- Quick Start Guide**
  - USB light information
  - Setup for Xbox One™ & Xbox Series X|S™
  - Setup for PS4™ & PS5™
  - Setup for Nintendo Switch™ including MOBILE / TABLET / PC / MAC
  - Setup for PC - (Splitter Cable Needed)
- Specifications**
- Troubleshooting & Customer Support**
- Care & Maintenance**
- Warranty & Legal**

- Welcome**
  - What's In The Box

#### Guide Booklet




#### 3.5mm + USB Plug for Mic / Audio / Lighting



#### 2 in 1 Splitter Cable for PC • LAPTOPS • MAC® • WINDOWS®



#### Headset



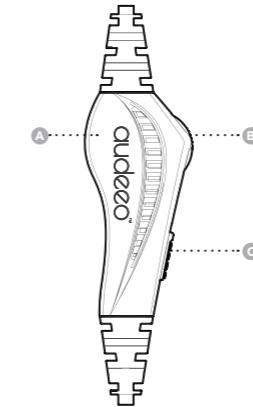
GAMING-HEADSET - AOENCO

- Your Universal Gaming Headset**
  - Getting To Know Your Headset

- Head Cushion**  
Soft cushion for the headphones to rest on top of your head
- Ear Cushions**  
Soft ear cushions for long gaming sessions
- Earcup LEDs**  
This area will light up if the USB plug is plugged into a power source
- Flexible Mic**  
advanced boom mic that bends to any position
- Boom Microphone**  
smooth & crisp voice with reduced background noise

- Your Universal Gaming Headset**
  - Getting To Know Your Headset Controller

- Integrated Controller**  
connected to your nylon cord is a volume & mute controller
- Volume Dial**  
turns up & down to increase and decrease sound
- Mute Switch**  
slide up or down to mute or unmute at anytime during a game



- All Features & Contents**

- FLEXIBLE MIC**  
advanced boom mic that bends to any position, smooth & crisp voice with reduced background noise
- BETTER AUDIO**  
enhanced acoustics treble & bass
- NYLON CORD**  
strong woven cord for extra durability
- SWEAT PROOF**  
breathable cushions with proper air ventilation
- PRO-LIGHT ILLUMINATION**  
illuminated LED ear cups and microphone tip
- COMFORTABLE:**  
light weight with soft cushion ear-cups

#### 3.5MM JACK PLUG-IN & PLAY WORKS WITH:

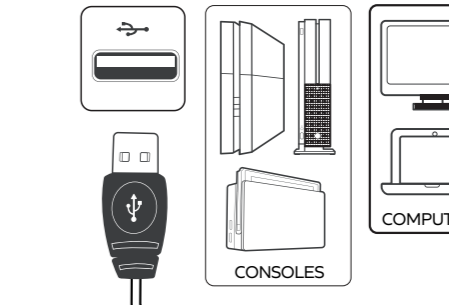


MOBILE TABLETS COMPUTERS CONSOLES  
PS4™ (all models) PS5™  
Xbox One™ (all models) Xbox Series X|S™  
Nintendo Switch™

- CONTENTS:**
- Universal Gaming Headset
  - 2 IN 1 Splitter Cable
  - Quick Start & Instruction Guide

- Quick Start Guide**
  - USB light information

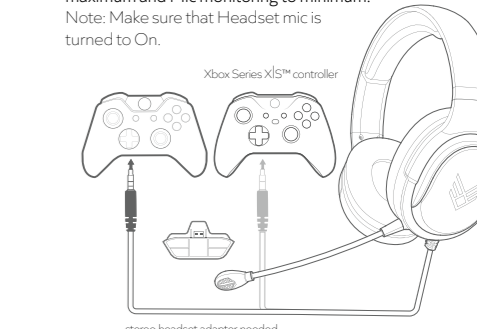
For the LEDs on the earcups to illuminate the USB plug will need to be connected to a free USB port. These USB ports can be found on a gaming CONSOLE or a COMPUTER



GAMING-HEADSET - AOENCO

- Quick Start Guide**
  - Setup for Xbox One™ & Xbox Series X|S™

- Press the Xbox button on your controller
- Go to System
- Select Audio
- Set Headset volume to maximum and Mic monitoring to minimum.  
Note: Make sure that Headset mic is turned to On.



stereo headset adapter needed for older Xbox One™ controllers  
\*stereo headset adapter not included

GAMING-HEADSET - AOENCO

#### 4 Quick Start Guide

##### 4.3 Setup for PS4™ & PS5™

- 1 Hold (PS4) or press once (PS5) the PlayStation button to bring up the Quick Menu / Control Center >> Devices >> Audio Devices
- 2 Set Output to Headphones/(Output Device >> Headset Controller on PS5) to All Audio
- 3 Set Volume Control level to maximum



GAMING HEADSET - AOPENCO

#### 4 Quick Start Guide

##### 4.4 Setup for Nintendo Switch™ including MOBILE / TABLET / PC / MAC - (NO SPLITTER NEEDED)

- 1 Simply connect the 3.5mm jack into the headset jack on your device.



#### 4 Quick Start Guide

##### 4.5 Setup for PC - (Splitter Cable Needed)

- 1 Plug your headset's 3.5mm jack to your 2 in 1 splitter
- 2 Connect the microphone jack from the splitter into the microphone jack located on your computer
- 3 Connect the audio jack from the splitter into the audio jack located on your computer



GAMING HEADSET - AOPENCO

#### 5 Specifications

Specifications:	
FREQUENCY RESPONSE	20Hz - 20kHz
DRIVER UNIT	40 mm
IMPEDANCE	32Ω ± 2Ω
SENSITIVITY	118dB±3db
MIC SENSITIVITY	-40±3dB
MIC IMPEDANCE	2.2k Ω
DIRECTIONALITY	omni-directional
CABLE LENGTH	2M - 6.6FT
LED WORKING VOLTAGE	DC5V± 5%
HEADSET JACK	USB + 3.5mm

GAMING HEADSET - AOPENCO

#### 6 Troubleshooting & Customer Support

Troubleshooting:	
NO LIGHTS	Make sure the USB cable is plugged into a power source either on your computer or console.
THE VOLUME ON THE HEADSET IS LOW	Make sure your the volume on your device or console is turned all the way up. You may need to go into your console's or device's settings to make this change.
MICROPHONE FEEDBACK NO AUDIO OR MUFFLED AUDIO	Unplug your headset and if it is connected to a controller turn the controller OFF & ON then reconnect your headset

GAMING HEADSET - AOPENCO

#### 7 Care & Maintenance

- DO NOT expose the unit to liquid, moisture, or humidity to avoid damage to the product's internal circuitry.
- DO NOT use abrasive cleaning solvents to clean the unit.
- DO NOT expose the unit to extremely high or low temperatures as this will shorten the life of the electronic device, and/or distort certain plastic parts.
- DO NOT dispose of the unit in fire as they may explode or combust.
- DO NOT expose the unit to and/or use sharp objects on the headset as this will cause scratches and damage.
- DO NOT attempt to disassemble the unit. In the event that the unit does not function properly, return it to the store where it was purchased.



GAMING HEADSET - AOPENCO

#### 8 Warranty & Legal

The condition of this warranty and our responsibilities under this warranty are as follows:  
Supplier's warranty is non-transferable. This warranty is limited to the original purchaser only.

- You must be able to prove the date of original purchase of the unit with a dated receipt.
- The warranty is not applicable if the product has been subject to physical abuse, improper installation, modification or repair by unauthorized third party.
- The responsibility of supplier's products shall be limited to the repair or replacement of the product as its sole discretion.
- Specifically exempt from any warranty are limited-life consumable components subject to normal wear and tear such as batteries, decorates and other accessories.
- A supplier will not take any responsibility if the failure of the unit has resulted from accident, abuse, misuse, or any unauthorized repair, modification or disassemble.
- Modification and repair of the unit should be done by authorized and qualified service personnel, Center or returned to the manufacturer.
- This warranty give you specific legal rights, and you may also have other rights which vary under local laws.

##### Guidelines for protection of the environment

-  This appliance should not be put into the domestic garbage at the end of its useful life, but must be disposed of at a central point for recycling of electric and electronic domestic appliances.
-  This symbol on appliance, instruction manual and packaging puts your attention to this important issue. The materials used in this appliance can be recycled. By recycling used domestic appliances you contribute an important push to the protection of our environment. Ask your local authorities for information regarding the point of recollection.

#### 8 Warranty & Legal

Microsoft, Xbox, Xbox One, Xbox Series X|S and Windows are trademarks of the Microsoft group of companies.  
PlayStation, PS4, PS5 are registered trademarks or trademark of Sony Interactive Entertainment Inc.  
Nintendo Switch™ is a trademark of Nintendo.  
Mac is a trademark of Apple Inc., registered in the U.S. and other countries.  
Android is a trademark of Google LLC.  
All other trademarks are the property of their respective owners.



GAMING HEADSET - AOPENCO

Manufactured & Distributed by:  
iHip Europe Ltd., Chartwell House,  
292-294 Hale Lane, London, UK, HA8 8NP  
audeo™ is a registered trademark of iHip Europe Ltd.

MADE IN CHINA

