



QUICK START + INSTRUCTION GUIDE

ITEM: AOCHD1

OMNISCIENT UNIVERSAL HEADSET

Welcome to audeo

Thank you for choosing this product. We are striving for excellence in both design & comfort. But we could not do this without you. Let's take accessories to new heights together.

- Welcome**
 - 1.1 What's In The Box
- Your Universal Headset**
 - 2.1 Getting To Know Your Headset
- All Features & Contents**
- Quick Start Guide**
 - 4.1 Setup for PC - (If Splitter Cable is Needed)
 - 4.2 Setup for MOBILE / TABLET / PC / MAC including Nintendo Switch™
 - 4.3 Setup for Xbox One™ & Xbox Series X|S™
 - 4.4 Setup for PS4™ & PS5™
- Specifications**
- Troubleshooting & Customer Support**
- Care & Maintenance**
- Warranty & Legal**

1 Welcome

1.1 What's In The Box

Guide Booklet



3.5mm JACK for Mic / Audio



2 in 1 Splitter Cable for PC • LAPTOPS • MAC® • WINDOWS®



Headset



UNIVERSAL HEADSET - OMNISCIENT

2 Your Universal Headset

2.1 Getting To Know Your Headset

A Head Cushion

Soft cushion for the headphones to rest on top of your head

B Increase Size

Extends up and down of your choosing

C Ear Cushions

Soft ear cushions for extended use

D Boom Microphone

smooth & crisp voice with reduced background noise

D 170° Mic Arm

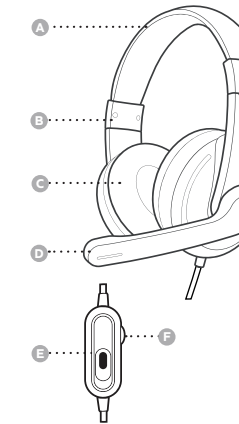
Rotates up & down 170°

E Mute Switch

Flip to turn ON or OFF

F Volume Control

Turn the dial up or down to increase or decrease sound



3 All Features & Contents

170° ROTATABLE MICROPHONE
swipe your mic up & down 170 degrees

BUILT-IN MICROPHONE
with volume control & mute switch

COMFORT + ISOLATION:
soft cushions with noise reduction

3.5MM JACK PLUG-IN & PLAY
WORKS WITH:



PS4™ (all models)
Xbox One™ (all models)
Xbox Series X|S™
Nintendo Switch™ (all models)

MUSIC NOTE
ENHANCED AUDIO
for in-depth crisp & clear sound

WATER DROP
PRO-TESTED SWEAT PROOF
tested for extended-home & office use

CONTENTS:

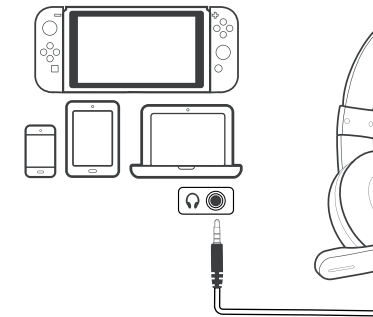
- Universal Headset
- 2 IN 1 Splitter Cable
- Quick Start & Instruction Guide

UNIVERSAL HEADSET - OMNISCIENT

4 Quick Start Guide

4.1 Setup for MOBILE / TABLET / PC / MAC (NO SPLITTER NEEDED) including Nintendo Switch™

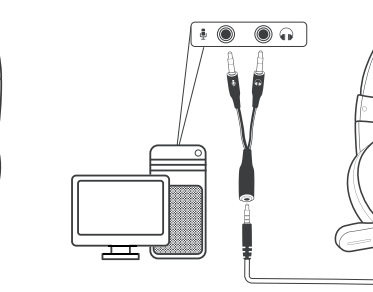
- 1 Simply connect the 3.5mm jack into the headset jack on your device.



4 Quick Start Guide

4.2 Setup for PC - (If Splitter Cable is Needed)

- 1 Plug your headset's 3.5mm jack to your 2 in 1 splitter
- 2 Connect the microphone jack from the splitter into the microphone jack located on your computer
- 3 Connect the audio jack from the splitter into the audio jack located on your computer



UNIVERSAL HEADSET - OMNISCIENT

4 Quick Start Guide

4.3 Setup for Xbox One™ & Xbox Series X|S™

- 1 Press the Xbox button on your controller
- 2 Go to System
- 3 Select Audio
- 4 Set Headset volume to maximum and Mic monitoring to minimum.

Note: Make sure that Headset mic is turned to On.



stereo headset adapter needed for older Xbox One™ controllers
*stereo headset adapter not included

4 Quick Start Guide

4.4 Setup for PS4™ & PS5™

- 1 Hold (PS4) or press once (PS5) the PlayStation button to bring up the Quick Menu / Control Center >> Devices >> Audio Devices
- 2 Set Output to Headphones/(Output Device >> Headset Controller on PS5) to All Audio
- 3 Set Volume Control level to maximum.



UNIVERSAL HEADSET - OMNISCIENT

5 Specifications

Specifications:	
HEADSET	
FREQUENCY RESPONSE	20Hz - 20,000Hz
DRIVER UNIT	40 mm
IMPEDANCE	32Ω ± 15%
SENSITIVITY	108dB±2db
HEADSET JACK	3.5mm
MICROPHONE	
FREQUENCY RESPONSE	50Hz - 1600Hz
SENSITIVITY	-42±2dB
IMPEDANCE	2.2kΩ
CABLE LENGTH	1.8M - 2FT

6 Troubleshooting & Customer Support

Troubleshooting:	
NO ONE CAN HEAR ME	Make sure the mute button located on the volume / mute controller is turned OFF
THE VOLUME ON THE HEADSET IS LOW	Make sure your the volume on your device or console is turned all the way up. You may need to go into your console's or device's settings to make this change.
MICROPHONE FEEDBACK NO AUDIO OR MUFFLED AUDIO	Unplug your headset and if it is connected to a controller turn the controller OFF & ON then reconnect your headset

UNIVERSAL HEADSET - OMNISCIENT

7 Care & Maintenance

- DO NOT expose the unit to liquid, moisture, or humidity to avoid damage to the product's internal circuitry.
- DO NOT use abrasive cleaning solvents to clean the unit.
- DO NOT expose the unit to extremely high or low temperatures as this will shorten the life of the electronic device, and/or distort certain plastic parts.
- DO NOT dispose of the unit in fire as they may explode or combust.
- DO NOT expose the unit to and/or use sharp objects on the headset as this will cause scratches and damage.
- DO NOT attempt to disassemble the unit.

In the event that the unit does not function properly, return it to the store where it was purchased.

UNIVERSAL HEADSET - OMNISCIENT

8 Warranty & Legal

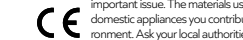
The condition of this warranty and our responsibilities under this warranty are as follows:
Supplier's warranty is non-transferable. This warranty is limited to the original purchaser only.

- You must be able to prove the date of original purchase of the unit with a dated receipt.
- The warranty is not applicable if the product has been subject to physical abuse, improper installation, modification or repair by unauthorized third party.
- The responsibility of supplier's products shall be limited to the repair or replacement of the product as its sole discretion.
- Specifically exempt from any warranty are limited-life consumable components subject to normal wear and tear such as batteries, decorates and other accessories.
- A supplier will not take any responsibility if the failure of the unit has resulted from accident, abuse, misuse, or any unauthorized repair, modification or disassemble.
- Modification and repair of the unit should be done by authorized and qualified service personnel, Center or returned to the manufacturer.
- This warranty give you specific legal rights, and you may also have other rights which vary under local laws.

Guidelines for protection of the environment



This appliance should not be put into the domestic garbage at the end of its useful life, but must be disposed of at a central point for recycling of electric and electronic domestic appliances.



This symbol on appliance, instruction manual and packaging puts your attention to this important issue. The materials used in this appliance can be recycled. By recycling used domestic appliances you contribute an important push to the protection of our environment. Ask your local authorities for information regarding the point of recollection.

8 Warranty & Legal

The information contained herein is subject to change without notice.
Microsoft, Xbox, Xbox One, and Windows are trademarks of the Microsoft group of companies of Microsoft Corporation in the United States and/or other countries.
Mac® is a trademark of Apple Inc., registered in the U.S. and other countries.
Chrome OS™ is a trademark of Google LLC.
PlayStation & PS4 are registered trademarks or trademark of Sony Interactive Entertainment Inc.
Nintendo Switch™ is a trademark of Nintendo.
Android is a trademark of Google LLC.
All other trademarks are the property of their respective owners.



UNIVERSAL HEADSET - OMNISCIENT

Manufactured & Distributed by:
iHip Europe Ltd., Chartwell House,
292-294 Hale Lane, London, UK, HA8 8NP
audeo™ is a registered trademark of iHip Europe Ltd.

MADE IN CHINA

