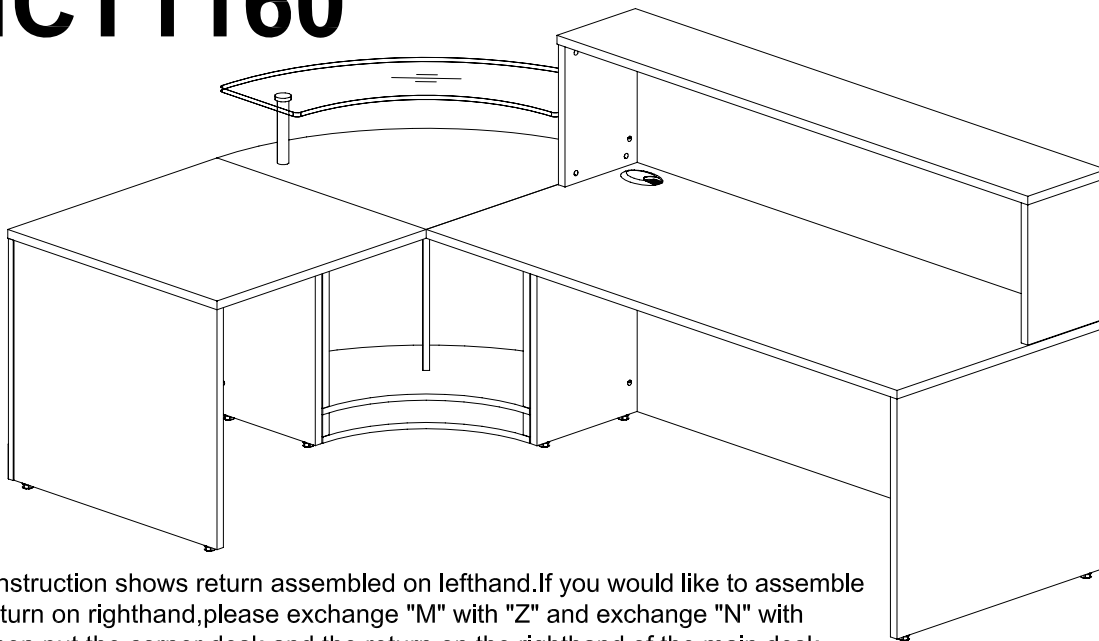


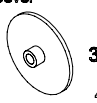
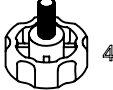
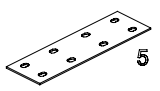



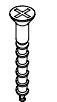


# ASSEMBLY INSTRUCTIONS

## NCT1160



This instruction shows return assembled on lefthand.If you would like to assemble the return on righthand,please exchange "M" with "Z" and exchange "N" with "X".Then put the corner desk and the return on the righthand of the main desk.

pin	6×35
	1
	48PCS
CAM	
	2
	48PCS
Cam Cover	
	3
	48PCS
ADJ.FEET	φ30×13H
	4
	12PCS
CONNECTOR	200×60
	5
	2PCS
Screw	6×12
	6
	16PCS
glass top support	φ30×183H
	7
	2PCS
Bracket	
	8
	4PCS
Screw	3.5×13
	9
	4PCS
