

ROOT CANAL REPAIR MATERIAL

ENDOCEM[®] MTA

PREMIXED REGULAR

PREMIXED INJECTABLE PASTE

*Ready-to-use
MTA paste*



 **MARUCHI**
www.endoland.com
Simple · Smart · Safe

Premixed injectable

Endocem MTA Premixed Regular

Perforation

Pulpotomy

Apexogenesis



[Product composition] 2g Syringe 1EA / 22gauge Tip 10EA / 20gauge Tip 10EA

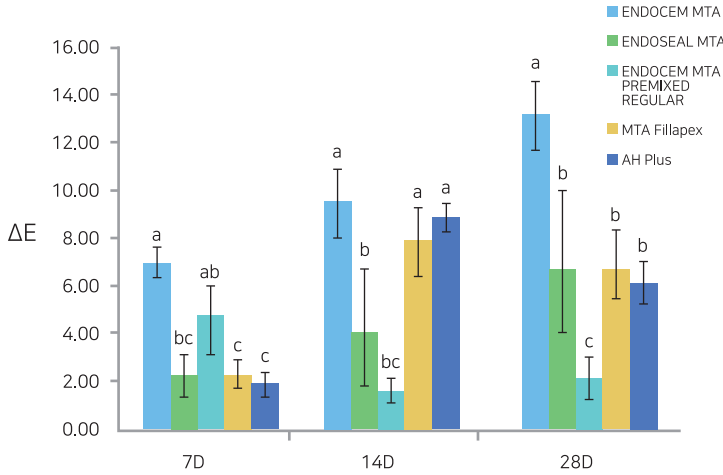
“

The first premixed MTA based on pure C3S with excellent physical properties and biocompatibility comparable to powder type MTA.

”

- Hemostatic action by phyllosilicate ingredient.
- ** Easy to use without bleeding control.
- High compressive strength and stable dimensional change.
- Aesthetic by Zirconium Oxide.
- Easy application to narrow and deep areas.
- Outstanding biocompatibility

1 No discoloration & Excellent radiopacity

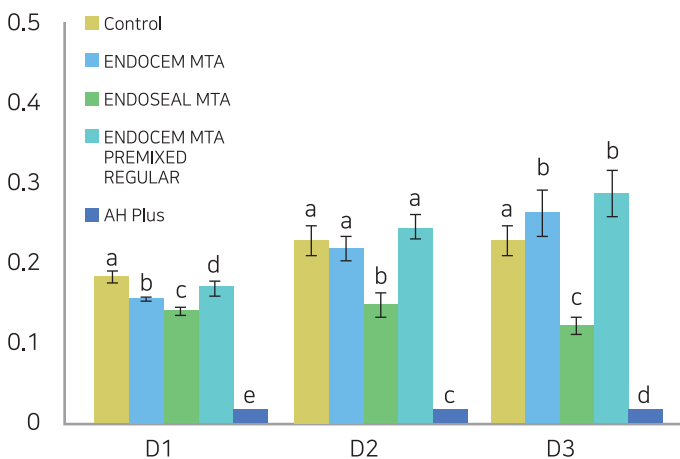
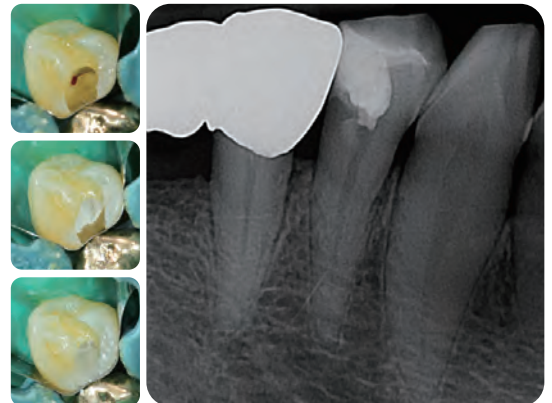


Endocem MTA includes zirconium oxide as radiopaque material. It thus characterized by “No discoloration and excellent radiopacity.”

* ΔE Values for the different groups at the different time points. The values of ΔE >3,3 are considered appreciable by non-skilled persons. Different letters represent significant differences between the different materials (p < 0,05).

2 Excellent sealing ability & Effective stimulation blocking

Endocem MTA strongly seals not only the exposed pulp tissue but also the surrounding dental canaliculi, effectively blocking stimulation regardless of whether the pulp is exposed or not.



* Cell viability tested by the MTT assay. Different letters represent significant differences between the different materials (p < 0,05)

3 Excellent Biocompatibility

Endocem MTA exhibits excellent biocompatibility containing Dimethyl sulfoxide

European Patent
No. 3542778

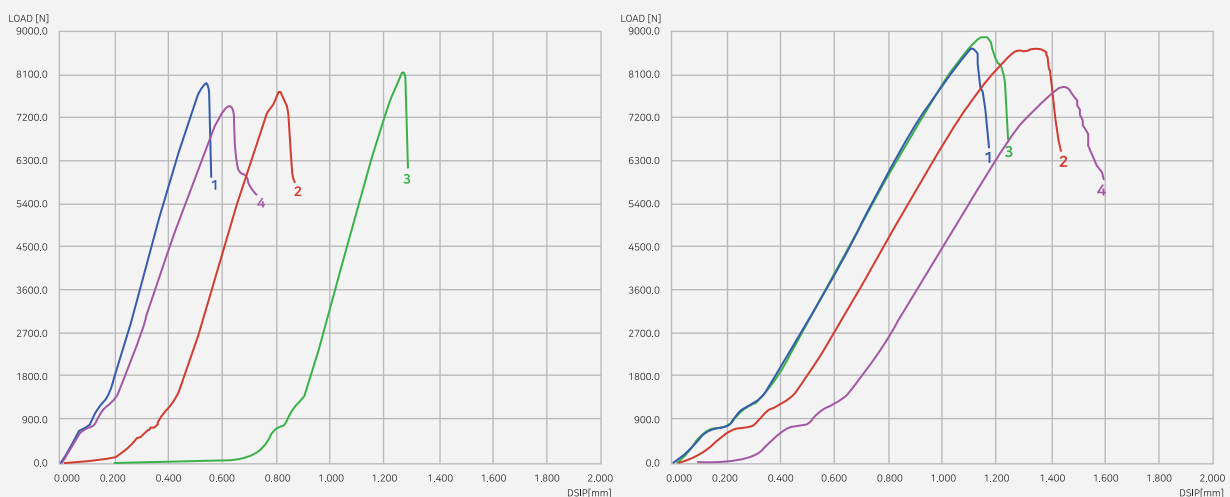
4 Superior physical property & Outstanding hemostatic action

Endocem MTA based on pure tricalcium silicate has better physical properties than conventional powder type MTAs. Endocem MTA consists of tricalcium silicate, dodecacalcium heptaaluminate and Dimethyl sulfoxide

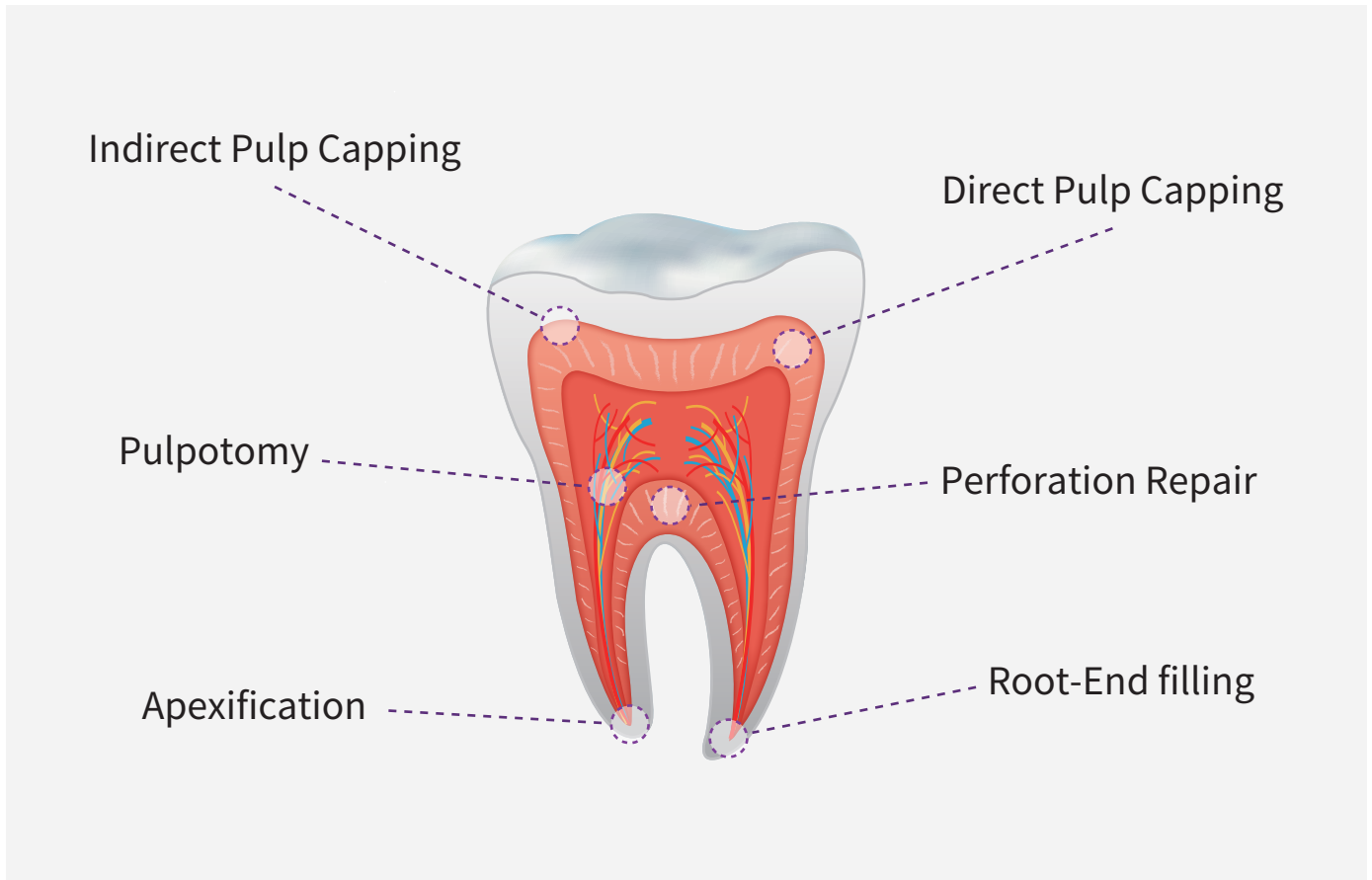
Also, the phyllosilicate component offers powerful hemostatic action and inhibits shrinkage during the setting process.

	REGULAR	ProRoot	Biodentine
Form	paste	powder	powder
Setting time(m)	3-5min	165min	12min
Solubility(%)	0.14%	2.38%	2.74%
Radiopacity(mm Al)	8.5mm	>3mm	>3mm

Compressive strength



	1	2	3	4	Average(N/mm ²)
7d	79.3	77.7	81.76	74.5	78.0
30d	86.74	86.48	88.88	78.12	85.1



Applicational Precaution

The product shall be applied with a thickness of at least 3 mm.

A cotton pellet that is fully soaked with distilled water is placed on the EndocemMTA to facilitate the setting reaction. After 3 minutes, gentle pressure is applied to EndocemMTA with a wet cotton pellet.

