

DAISY

Ring Size Guide

Not sure on your size? No problem. Follow these easy steps to find the perfect fit.

STEP 1

Print this guide at 100% scale for accurate results. Once printed you can check the scale is correct by using a ruler to measure the 5cm line below.

It should be exactly 5cm in length.




STEP 2

Find a ring that fits each finger well and place on the guide.


STEP 3

Compare the size of the inner band of your ring to the most suitable circle.
The circle that matches best is your Daisy ring size.

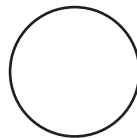
If your ring falls in-between two sizes we always recommend choosing the larger size.




J
15.5 mm




L
16.3 mm



N
17.1 mm



P
17.9 mm



R
18.9 mm

If you have any questions don't hesitate to contact us:
info@daisyjewellery.com | +44 (0) 20 7404 7460