



## PIXIE SMART DIMMER - SDD300BTAM/BP G3

PIXIE MASTER DEVICE - SMART HOME push button dimmer, Generation 3 with Bell Press TERMINAL LEAD

### Application

Smart digital lighting control with Bluetooth Mesh Technology for residential and commercial spaces

### Design Specifications

- Digital push button control, with three (3) complimentary key caps provided to suit most switch plates
- When used as a digital device, push on/off, hold to dim up or down, memory function, selectable minimum dim level
- When used with the SAL PIXIE or PIXIE PLUS app, set a scene, group devices, set a schedule, dim, switch, set a timer
- With the inclusion of the SAL PIXIE Gateway and the internet, you can control your PIXIE devices from anywhere in the world
- Overheating, overload and full short circuit protection, maximum load 300 watt (resistive), 250VA (capacitive LED), minimum load 2 watt\* . See installation sheet for multi-gang de-rating values.
- SMART LED indicator, Trailing edge phase cutting dimming, Fits most branded switch plates. 1 to 6 gang, complies to AS/NZS 60669.2.1, typical wireless range 15 metres




### Performance

- Dimmable - **YES**
- Dimmer Type - **Trailing edge**



## Technical Specification

Product	Model No.	Input Voltage (V/AC)	Power (W)	Body Colour	Dim (mm)
	SDD300BTAM/BP	240	300	BLUE	42(L) x 24(W) x 24(H)

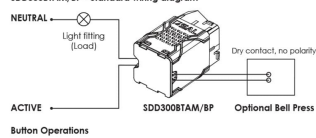
\*2W minimum load is subject to product capability, this load size may require the inclusion of the LOAD capacitor.

Due to continued product and technology enhancements, data sourced from sal.net.au shall not form part of any contract and or technical performance guarantee unless expressly confirmed in writing by SAL at the time of order. Products are sold in accordance with [SAL Terms and Conditions of sale](#) and all images shown are for illustration purposes only and may vary from the actual colour or finish. Unless specifically stated, all IP ratings nominated for Interior products are from "below the ceiling".

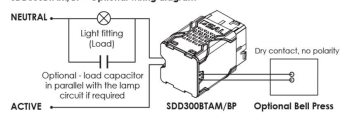
## Dimensions

### Wiring Diagram

SDD300BTAM/BP - Standard wiring diagram



SDD300BTAM/BP - Optional wiring diagram



# PIXIE SMART HOME AUTOMATION.

