



## PHOENIX SL9775TC - 30W


30 watt LED linkable with 1-10V dimmable functionality and selectable CCT

### Application

Decorative commercial service spaces, meeting rooms, amenity areas

### Design Specifications

- Extruded rectangular aluminium profile with an opal polycarbonate diffuser
- Choice of white or black finish
- High efficiency LED optics, CRI > 80
- Selectable CCT 3000/4000/5700K, integral 1-10V dimmable LED driver
- Surface mount or suspended, suspension kit (2 off 1800mm drops) incl.
- Optional surface mount, accessories to order (SL9775TC/CLIP - pack of two), max connected units 15 off, optional straight joiner required (SL9775TC/LINK - pack of one), continuous 5m diffuser roll (SL9775TC/DF5)



### Performance

- Dimmable - **YES**
- Dimmer Type - **1-10V**



## Technical Specification

Product	Model No.	Input Voltage (V/AC)	Power (W)	Lumens (lm)	CCT (K)	CRI
	SL9775TC/WH	240	30	3100/3300/3300	3000/4000/5700	80
	SL9775TC/BK	240	30	3100/3300/3300	3000/4000/5700	80
	SL9775TC/CLIP					
	SL9775TC/LINK					
	SL9775TC/DF5					

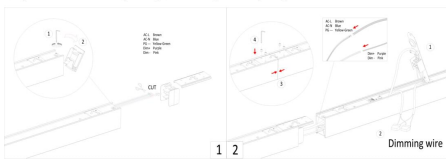
Beam Angle (°)	Dimmable	Dim (mm)	Body Colour
105	YES	1129(L) x 35(W) x 50(H)	WHITE
105	YES	1129(L) x 35(W) x 50(H)	BLACK
			WHITE
			WHITE
		5000(L)	OPAL WHITE

Accessories - (CLIP) 2 incl, (LINK) 1 incl, (OPAL DIFFUSER ROLL - DF5) 5m.

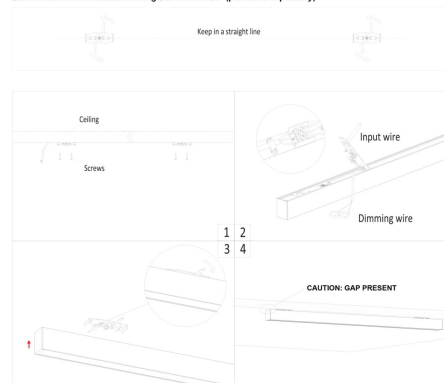
Due to continued product and technology enhancements, data sourced from sal.net.au shall not form part of any contract and or technical performance guarantee unless expressly confirmed in writing by SAL at the time of order. Products are sold in accordance with [SAL Terms and Conditions of sale](#) and all images shown are for illustration purposes only and may vary from the actual colour or finish. Unless specifically stated, all IP ratings nominated for Interior products are from "below the ceiling".

## Dimensions

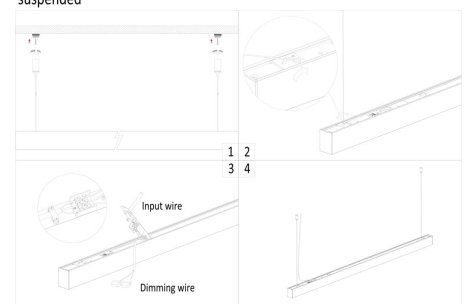
Straight connection installation diagram using SL9775TC/LINK (purchase separately)



Surface mounted installation using SL9775TC/CLIP (purchase separately)




suspended



# SMARTER LIGHTING CHOICES



<p>BENTO S9691 SQUARE PROFILE IP44 LED DOWNLIGHT.</p> <p>PRODUCT INFO GUIDE</p> 	<p>BLADE LED BATTEN SL9707TC LOW PROFILE WIDE BODY</p> <p>PRODUCT INFO GUIDE</p> <p>35W</p> 	<p>BLADE LED BATTEN SL9709TC LOW PROFILE WIDE BODY</p> <p>PRODUCT INFO GUIDE</p> <p>50W</p> 	<p>BRIGHTSTAR ECO SE7199 LED FLOODLIGHTS</p> <p>PRODUCT INFO GUIDE</p> 	<p>THE VERSATILE CANOPY LED SHP205</p> <p>PRODUCT INFO GUIDE</p> 
<p>COOPER III</p> <p>PRODUCT INFO GUIDE</p> 	<p>COOLUM PLUS S9167TC.</p> <p>PRODUCT INFO GUIDE</p> 	<p>COOPER II</p> <p>PRODUCT INFO GUIDE</p> 	<p>ECOLINE XV SL9731TC/DP</p> <p>PRODUCT INFO GUIDE</p> 	<p>ECOLINE SL9738 LED WIDE DIFFUSED BATTEN</p> <p>PRODUCT INFO GUIDE</p> 
<p>EMERGENCY EXIT SELK1500EX2</p> <p>PRODUCT INFO GUIDE</p> 	<p>THE NEW QUICK CONNECT ESS107</p> <p>PRODUCT INFO GUIDE</p> 	<p>STREAMLINE LOW PROFILE PUSHIE SL2104TC</p> <p>PRODUCT INFO GUIDE</p> 	<p>THE NEW GIBRALTAR SL9732.TC LED VANDALPROOF BATTEN</p> <p>PRODUCT INFO GUIDE</p> 	<p>REMARK D LED DOWNLIGHTS</p> <p>PRODUCT INFO GUIDE</p> 
<p>COOLUM PLUS S9168TC.</p> <p>PRODUCT INFO GUIDE</p> 	<p>SLIMLINE SEAMLESS TC LINKABLE SL9706</p> <p>PRODUCT INFO GUIDE</p> 	<p>PIXIE AMBIENCE SMART SOCKET</p> <p>PRODUCT INFO GUIDE</p> 	<p>STARPAD II SE7071 TC FLOODLIGHT</p> <p>PRODUCT INFO GUIDE</p> 	<p>THE NEW UFO SHB23AMP150TC LED HIGHBAY</p> <p>PRODUCT INFO GUIDE</p> 
<p>WAVE SF S9065TC LED DOWNLIGHT</p> <p>PRODUCT INFO GUIDE</p> 	<p>WIDELINE SL9733TC/DP</p> <p>PRODUCT INFO GUIDE</p> 	<p>BISMARCK II S9794 LED PANEL</p> <p>PRODUCT INFO GUIDE</p> 	<p>UFO SHB235E HIGH BAY</p> <p>PRODUCT INFO GUIDE</p> 	<p>COOLUM PLUS S9069TC.</p> <p>PRODUCT INFO GUIDE</p> 
<p>ALTONA SQUARE OR ROUND LED WALL LUMINAIRES.</p> <p>PRODUCT INFO GUIDE</p> 	<p>BRIGHT STAR LED FLOODLIGHT SE7199</p> <p>PRODUCT INFO GUIDE</p> 	<p>BUNKER 15 TC ROUND</p> <p>PRODUCT INFO GUIDE</p> 	<p>BUNKER 15 TC OVAL</p> <p>PRODUCT INFO GUIDE</p> 	



Scan me

# SAL YouTube PRODUCT GUIDES, MORE INFORMATION, EASY TO FIND