



IP65 PATHFINDER Surface Mount LED Emergency Downlight

20217/05 – 6W Emergency LED Power

Before first using your new Brilliant Emergency fitting, it is most important that you read and follow these instructions, even if you feel you are quite familiar with this type of product. Keep this document for future reference.

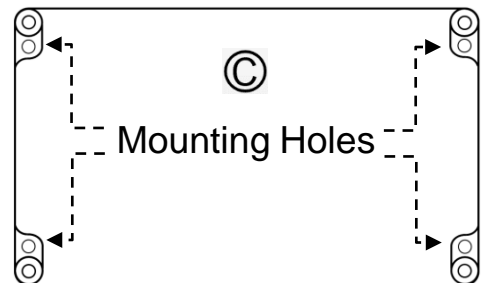
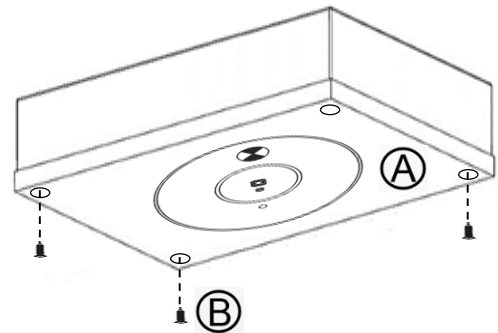
MUST BE INSTALLED BY A QUALIFIED ELECTRICAL CONTRACTOR

For Your Safety, please read this instruction manual carefully before installation.

- The installation must follow Australian wiring rules and relevant amendments.
- Ensure the power is OFF before the installation.
- When drilling into ceilings, care must be taken to ensure electrical wiring and other hidden utilities are not damaged.
- If product is functioning irregularly, please TURN OFF the power and contact the nearest authorized dealer.
- Do not perform unauthorised modification to the light fitting.
- Red LED indicates charging state of battery: LED on indicates Charge; LED off indicates loss of a.c. power.
- Inspection and maintenance must be performed in accordance with AS/NZS2293-2.
- The battery must be replaced when the unit no longer meets rated operating life.
- This product is designed for emergency use only.
- The Emergency Control gear is SELV type (Safety Extra Low Voltage).

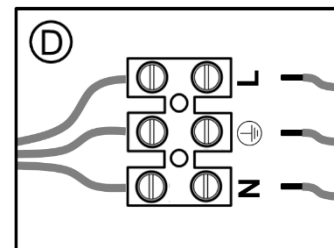
Installation:

1. Ensure mains power is switched off.
2. Remove transparent cover (A) via screws (B).
3. Connect Emergency Control Gear to Emergency Downlight and battery via connectors.
4. Use screws to secure fitting to ceiling via mounting holes (C).
5. Connect mains cable to terminal block (D). Cable entry method used must provide IP65 ingress protection.
6. Refit cover (A) and screws (B).
7. Turn the power on. The Status LED will light up indicating control gear is on.
8. When the power is disconnected the Emergency LED will light up and be powered by the battery.
9. Pressing the test switch will simulate a power outage.
10. Allow a minimum of 16 hours charge time for initial charge.



SPECIFICATIONS:

Rated Supply Voltage	240Vac
Frequency	50Hz
Input Power	8W
EM LED Power	6W
Battery type	Li-Ion 3.7VDC 3600mAh
Recharge hours	16hours
Ambient temperature ta	10-30°C
CRI	>80
Dimensions	198mm x 119mm x 74mm
Classification	D40





IP65 PATHFINDER Surface Mount LED Emergency Downlight 20217/05 – 6W Emergency LED Power

WARRANTY:

Brilliant Lighting warrants this product against defects in manufacture and workmanship for a period of 3 years from date of purchase. This warranty is only valid for products installed and operated within the guidelines specified by Brilliant Lighting, and within the correct operating voltage ranges as stated on the product's rating label.

Warranty does not include damage or loss arising from incorrect installation, operation or maintenance of this product, damage caused through modification, incorrect installation, service by unqualified or unauthorised personnel or lack of regular maintenance and cleaning. Proof of installation by qualified personnel may be required, e.g. Electrical Safety Certificate. Proof of purchase must be supplied with all warranty claims.

This warranty is provided in addition to any other rights and remedies of the customer under any law. In applications not intended for household, personal or domestic use, liability is limited to replacement or reimbursement of product only. Brilliant Lighting does not warranty the costs of removal or re-installation of this product or associated components.

Our goods come with guarantees that cannot be excluded under the Australian Consumer Law. You are entitled to a replacement or refund for a major failure and compensation for any other reasonably foreseeable loss or damage. You are also entitled to have the goods repaired or replaced if goods fail to be of acceptable quality and the failure does not amount to a major failure.

Any claim under this warranty must be made within the specified warranty period from date of purchase of this product. To make a claim under the warranty; at your own expense take the product (with proof of purchase – receipt or similar) to the store where you purchased the product or contact Brilliant Lighting at the address below
This warranty is given by:

Brilliant Lighting (Aust) Pty. Ltd.
ABN 37 006 203 694
956 Stud Road Rowville, VIC 3178
Phone: 03 9765 2555
Email: info@brilliantlighting.com.au
www.brilliantlighting.com.au
Made in China