



PANEL MK II S9754 - 18/48W

LED panel with a choice of single colour CCT or selectable CCT

Application



Designed for commercial and office space lighting tasks.

Design Specifications














- Extruded aluminium profile with high efficiency opal diffuser suitable for a range of installation types.
- White powder coated finish
- High efficiency LED optics, CRI > 80
- Remote constant current non-dimmable LED driver, complete with flex and plug
- Selectable CCT 3000K / 4000K / 5700K for TC models
- Suspended wire kits available, Emergency models compliant to AS/NZS2293 with D50 spacing classification available, see SELK1500SM Interior Emergency section.

Performance

- Dimmable - **OPTIONAL**
- Dimmer Type - **Trailing edge, 1-10V , DALI / DSI**



Technical Specification

Product	Model No.	Input Voltage (V/AC)	Power (W)	Lumens (lm)	CCT (K)	CRI
	S9754/306TC	240	18	1900/2000/2100	3000/4000/5700	80
	S9754/606TC	240	30	3100/3200/3300	3000/4000/5700	80
	S9754/312TC	240	30	3000/3100/3200	3000/4000/5700	80
	S9754/612TC	240	48	5000/5200/5300	3000/4000/5700	80
	S9754/606CW	240	30	3200	4000	80
	S9754/606DL	240	30	3300	5700	80
	S9754/312CW	240	30	3100	4000	80
	S9754/312DL	240	30	3200	5700	80
	S9754/612CW	240	48	5200	4000	80
	S9754/612DL	240	48	5200	5700	80
	S9754/306EM	240	18			80
	S9754/312EM	240	30			80
	S9754/612EM	240	48			80
	S9754/606EM	240	30			80

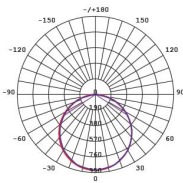
Beam Angle (°)	Dimmer Type	Body Colour	Dim (mm)	IPART	REES	VEET
100	Trailing edge,1-10V , DALI / DSI	White	595(L) x 295(W) x 12(H)	YES	YES	YES
100	Trailing edge,1-10V , DALI / DSI	White	595(L) x 595(W) x 12(H)	YES	YES	YES
100	Trailing edge,1-10V , DALI / DSI	White	1195(L) x 295(W) x 12(H)	YES	YES	YES
100	Trailing edge,1-10V , DALI / DSI	White	1195(L) x 595(W) x 12(H)	YES	YES	YES
100	Trailing edge,1-10V , DALI / DSI	White	595(L) x 595(W) x 12(H)	YES	YES	YES
100	Trailing edge,1-10V , DALI / DSI	White	595(L) x 595(W) x 12(H)	YES	YES	YES
100	Trailing edge,1-10V , DALI / DSI	White	1195(L) x 295(W) x 12(H)	YES	YES	YES
100	Trailing edge,1-10V , DALI / DSI	White	1195(L) x 295(W) x 12(H)	YES	YES	YES
100	Trailing edge,1-10V , DALI / DSI	White	1195(L) x 595(W) x 12(H)	YES	YES	YES
100	Trailing edge,1-10V , DALI / DSI	White	1195(L) x 595(W) x 12(H)	N/A	N/A	N/A
100	Trailing edge,1-10V , DALI / DSI	White	595(L) x 295(W) x 12(H)	N/A	N/A	N/A
100	Trailing edge,1-10V , DALI / DSI	White	1195(L) x 295(W) x 12(H)	N/A	N/A	N/A
100	Trailing edge,1-10V , DALI / DSI	White	1195(L) x 595(W) x 12(H)	N/A	N/A	N/A
100	Trailing edge,1-10V , DALI / DSI	White	595(L) x 595(W) x 12(H)	N/A	N/A	N/A

Due to continued product and technology enhancements, data sourced from sal.net.au shall not form part of any contract and or technical performance guarantee unless expressly confirmed in writing by SAL at the time of order. Products are sold in accordance with [SAL Terms and Conditions of sale](#) and all images shown are for illustration purposes only and may vary from the actual colour or finish. Unless specifically stated, all IP ratings nominated for Interior products are from "below the ceiling".

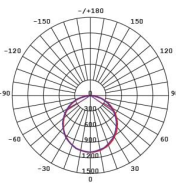
Photometric Data

Unit: cd C0/C180 — C90/C270

S9754/312TC at 4000K



S9754/606TC at 5700K





LED downlights, oysters, linear battens and profiles,
track lights, strip lights, interior architectural, highbays,
lamps, emergency, floodlights, exterior architectural,
weatherproof, bulkheads, sensors, electrical accessories,
smart lighting controls, drivers

For more
information
please
scan me

