



LT SERIES LT407TC - 7W

7 watt LED SMD tubular lamps, with selectable CCT

Application


Energy efficient LED lamp solutions

Design Specifications

- Opal polycarbonate diffuser
- Poly covered aluminium body
- High efficiency LED optics, beam distribution 200°
- Integral non-dimmable LED driver
- Selectable CCT 3000K / 4000K / 6000K, CRI > 80
- Suits most CFL lamp fitting, lamp bases B22, E27, B15, E14, double insulation





Performance

- Dimmable - **NO**





Technical Specification

Product	Model No.	Input Voltage (V/AC)	Power (W)	Lumens (lm)	CCT (K)	CRI
	LT407TC/B15	240	7	650/700/650	3000/4000/6000	80
	LT407TC/E14	240	7	650/700/650	3000/4000/6000	80
	LT407TC/B22	240	7	650/700/650	3000/4000/6000	80
	LT407TC/E27	240	7	650/700/650	3000/4000/6000	80

Beam Angle (°)	Dimmable	Diameter (mm)	Length (mm)	Base Type
200	NO	40	106	B15
200	NO	40	106	E14
200	NO	40	102	B22
200	NO	40	102	E27

IMPORTANT, where CCT selection switching is provided, it is important to switch OFF the SUPPLY before the CCT selection is made, otherwise equipment damage may occur.

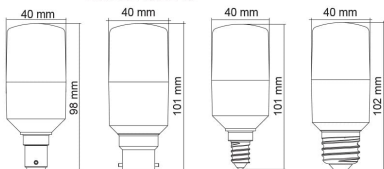
Due to continued product and technology enhancements, data sourced from sal.net.au shall not form part of any contract and or technical performance guarantee unless expressly confirmed in writing by SAL at the time of order. Products are sold in accordance with [SAL Terms and Conditions of sale](#) and all images shown are for illustration purposes only and may vary from the actual colour or finish. Unless specifically stated, all IP ratings nominated for Interior products are from "below the ceiling".

Dimensions



LT407 B15 LT407 B22 LT407 E14 LT407 E27

Dimensions



THE SFI SYSTEM ELIMINATES LED FLICKERING.

**SIMPLY
MATCH THE
UNIFIT SFI
DOWNLIGHT
WITH THIS
SDD400SFI
DIMMER.**



**DIM with
FLICKER
CONTROL**

For related
products
please
scan me

