



## LT SERIES DIMMABLE LT409TCD - 9W

9 watt, dimmable LED tubular lamps with selectable CCT

### Application


Energy efficient LED lamp solutions for residential spaces

### Design Specifications

- Opal polycarbonate diffuser
- Poly covered aluminium body
- High efficiency LED optics, CRI >80, beam distribution 200°
- Integral dimmable LED driver
- Selectable CCT 3000K / 4000K / 6000K, CRI > 80
- Suits most traditional CFL lamp fittings, lamp bases B22, E27



### Performance

- Dimmable - **YES**
- Dimmer Type - **Trailing Edge**





## Technical Specification

Product	Model No.	Input Voltage (V/AC)	Power (W)	Lumens (lm)	CCT (K)	CRI
	LT409TC/B22D	240	9	850/900/850	3000/4000/6000	80
	LT409TC/E27D	240	9	850/900/850	3000/4000/6000	80

Beam Angle (°)	Dimmable	Diameter (mm)	Length (mm)	Base Type
200	YES	40	105	B22
200	YES	40	107	E27

**IMPORTANT**, where CCT selection switching is provided, it is important to switch OFF the SUPPLY before the CCT selection is made, otherwise equipment damage may occur.

Due to continued product and technology enhancements, data sourced from sal.net.au shall not form part of any contract and or technical performance guarantee unless expressly confirmed in writing by SAL at the time of order. Products are sold in accordance with [SAL Terms and Conditions of sale](#) and all images shown are for illustration purposes only and may vary from the actual colour or finish. Unless specifically stated, all IP ratings nominated for Interior products are from "below the ceiling".

# COLOUR TEMPERATURE, THERE IS A DIFFERENCE



TC SELECTABLE COLOUR		
WARM WHITE <b>2700K</b>	COOL WHITE <b>4000K</b>	DAYLIGHT <b>6000K</b>

Lighting is more than just brightness or lumens. Make sure you take the time to select the right colour temperature to create the best visual appearance; your eyes don't tell lies!