



CANDEL OPAL DIM LCA - 4W

4 watt dimmable LED filament candle style opal lamps

Application

Energy efficient LED lamp solutions

Design Specifications

- Opal glass diffuser, SES, SBC, ES or BC base
- High efficiency LED filament and colour rendering, CRI >80
- Integral trailing edge dimmable LED driver
- 320° beam angle
- Colour temperature 2700K / 5000K
- 1:1 size to traditional candle lamp, dimmable, suits most candle lamp fittings, double insulation

Performance

Dimmable - **YES**

Dimmer Type - **Trailing edge**



Technical Specification



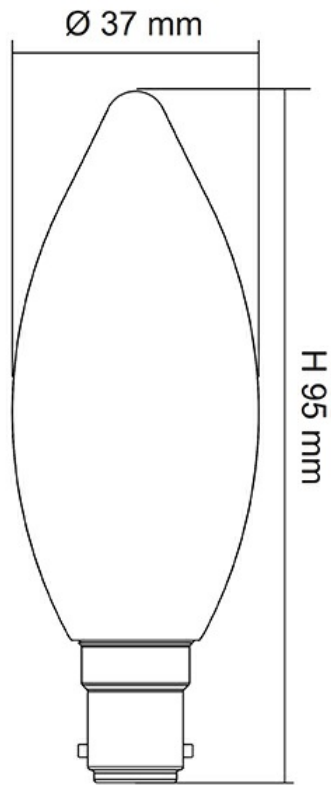
Model No.	Description	Input Voltage (V/AC)	Power (W)	Lumens (lm)	CCT (K)	CRI
LCA27B15D	LED CANDLE 4W B15 WW OPAL DIM	240	4	400	2700	80
LCA27B22D	LED CANDLE 4W B22 WW OPAL DIM	240	4	400	2700	80
LCA27E14D	LED CANDLE 4W E14 WW OPAL DIM	240	4	400	2700	80
LCA27E27D	LED CANDLE 4W E27 WW OPAL DIM	240	4	400	2700	80
LCA50B15D	LED CANDLE 4W B15 DL OPAL DIM	240	4	400	5000	80
LCA50B22D	LED CANDLE 4W B22 DL OPAL DIM	240	4	400	5000	80
LCA50E14D	LED CANDLE 4W E14 DL OPAL DIM	240	4	400	5000	80
LCA50E27D	LED CANDLE 4W E27 DL OPAL DIM	240	4	400	5000	80

Model No.	Beam Angle (°)	Dimmable	Dimensions (mm)	Base Type
LCA27B15D	320	YES	95(L) x 37(W)	B15
LCA27B22D	320	YES	91(L) x 37(W)	B22
LCA27E14D	320	YES	97(L) x 37(W)	E14
LCA27E27D	320	YES	92(L) x 37(W)	E27
LCA50B15D	320	YES	95(L) x 37(W)	B15
LCA50B22D	320	YES	91(L) x 37(W)	B22
LCA50E14D	320	YES	97(L) x 37(W)	E14
LCA50E27D	320	YES	92(L) x 37(W)	E27

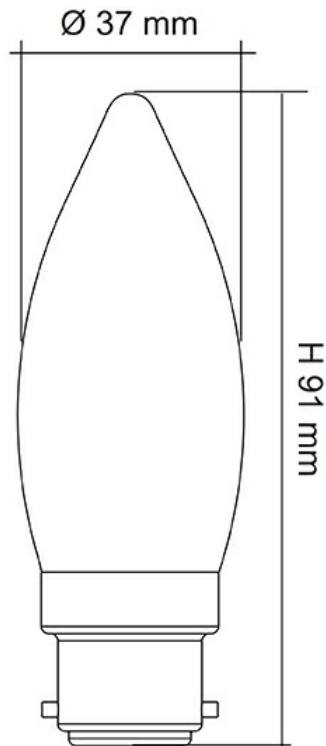
Due to continued product and technology enhancements, data sourced from sal.net.au shall not form part of any contract and or technical performance guarantee unless expressly confirmed in writing by SAL at the time of order. Products are sold in accordance with [SAL Terms and Conditions of sale](#) and all images shown are for illustration purposes only and may vary from the actual colour or finish. Unless specifically stated, all IP ratings nominated for Interior products are from "below the ceiling".

Dimensions

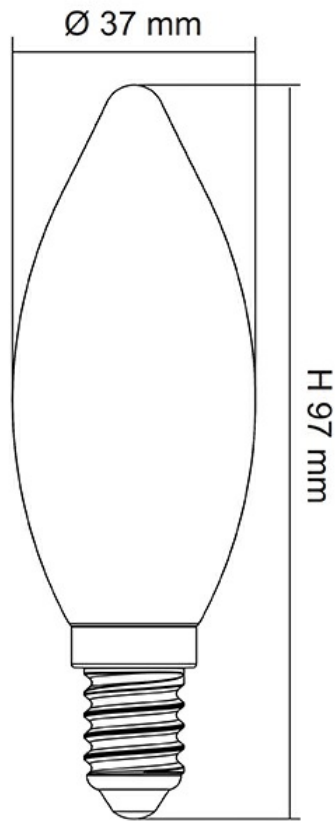
LCA B15



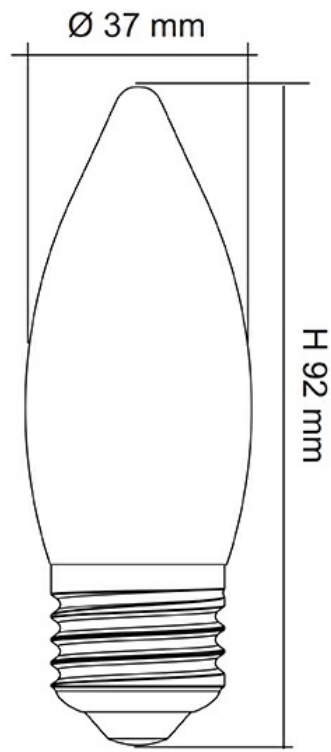
LCA B22



LCA E14



LCA E27



Product Images

