



ANOVA S9105 ST - 4W

Compact 4 watt surface mount LED cabinet luminaire

Application


Ideal for any residential or commercial feature lighting

Design Specifications

- Durable die-cast aluminium body profile
- White powder coat or satin nickel plated finish
- High efficiency LED optics
- CCT choice of 3000K or 6000K
- 12V DC remote driver required, suitable drivers - PLUTO EGL12V/6W, PLUTO 15DV, 40DV, 60DV

Performance

- Dimmable - **NO**



Technical Specification

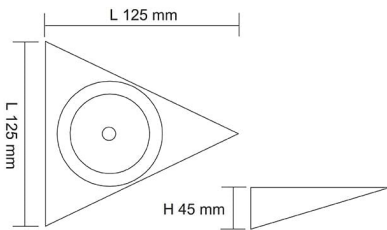
Product	Model No.	Input Voltage (V/DC)	Power (W)	Lumens (lm)	CCT (K)	CRI
	S9105WW ST/WH	12	4	280	3000	80
	S9105DL ST/WH	12	4	280	6000	80
	S9105WW ST/SN	12	4	280	3000	80
	S9105DL ST/SN	12	4	280	6000	80

Beam Angle (°)	Dimmable	Dim (mm)	Body Colour
90	NO	125(L) x 125(W) x 45(H)	WHITE
90	NO	125(L) x 125(W) x 45(H)	WHITE
90	NO	125(L) x 125(W) x 45(H)	SATIN NICKEL
90	NO	125(L) x 125(W) x 45(H)	SATIN NICKEL

Due to continued product and technology enhancements, data sourced from sal.net.au shall not form part of any contract and or technical performance guarantee unless expressly confirmed in writing by SAL at the time of order. Products are sold in accordance with [SAL Terms and Conditions of sale](#) and all images shown are for illustration purposes only and may vary from the actual colour or finish. Unless specifically stated, all IP ratings nominated for Interior products are from "below the ceiling".

Dimensions

S9105 ST



Photometric Data

Unit: cd C0/C180 — C90/C270 —

S9105WW ST at 3000K

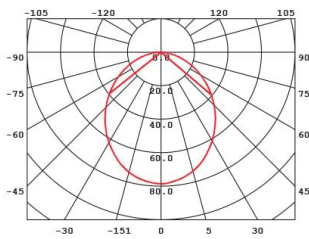




Image courtesy of QCE,
photography Indie Lane Tourquay

**DID
YOU
KNOW** ?

Before selecting a luminaire, look for the marks of Compliance and Safety. Starting with the RCM mark, this signals that the product has been tested to all relevant Australian Safety standards, to ensure the product delivers its designed safety performance.