

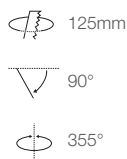
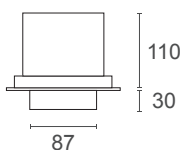
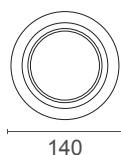


# MIDILED XRD15

15 Watts / 1695 Lumens / 90+ CRI



Recessed LED downlight with adjustable 'pull-out' gimble design. Featuring a single 15W LED with a high CRI of 90+ and high COB lumen outputs of 1625Lm (3000K) and 1695Lm (4000K). Fully adjustable design with 350° rotation and 90° tilt allowing for directional adjustment in a variety of lighting applications. Optional coloured trim inserts enable seamless integration with any design aesthetic. Supplied with remote driver.



System Power	18.2W
LED Power	15W
IP Rating	IP20

Cut-Out	125mm
Tilt-Angle	90°
Rotation	355°
Weight	50g

	3000K	4000K
COB Lumen Output	1625 lm	1695 lm
Total Luminous Flux	1189 lm	1247 lm

Efficacy	68.51 lm/W 4000K	Lifetime	50,000hrs (L80)
Dimming	Leading + Trailing Edge		
Input Voltage	100V - 240V AC 50/60 Hz	Protection	Thermal and Short Circuit
		Power Factor	> 0.95

### Optional Accessories



Product	CCT	Beam Angle	Trim Colour	Optional Accessories
XRD15	3000K 3 4000K 4	Medium Beam MB	White W Black B	Black Insert BT White Insert* WT Silver Insert* ST Gold Insert* GT Honeycomb Lens* HL Soft Outline Lens* OL Linear Spreader Lens* LL
XRD15	3	MB	W	BT
XRD153-MB-W-BT				

\* Optional



**TREND**  
LIGHT BY SOLID STATE

Level 3, 290-292 Coward Street, Mascot, NSW, 2020  
Ph: (02) 9669 8888 Fax: (02) 9669 8899 Email: sales@trendlighting.com.au