

HORUS SERIES

LED Exterior Wall & Lawn Lights

- Exterior LED surface mounted wall & bollard lights
- Input voltage range: 100-240V AC 50/60Hz
- Constant current driver included
- Material: double anti-corrosion powder coated high-pressure cast aluminium & anti aging UV protected PC diffuser
- Comes with stainless steel screws
- LED chips: 8pcs 3030 LED
- Power factor: >0.5
- Ambient temp: -20 to 50°C
- Not suitable for dimming
- Suitable for 2-way switching
- Suitable for use with PIR or Microwave sensors
- For bollard lights, to maintain the IP rating please use circular cable in junction
- For bollard lights, for parallel and single connection we recommend using an appropriate IP68 connector (CLA Connector: CONN001 & CONN002)



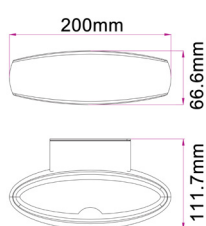
▲ HORUS1



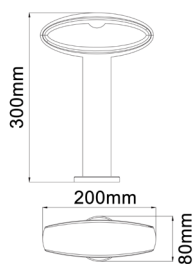
▲ HORUS2

▲ HORUS3


▲ HORUS4



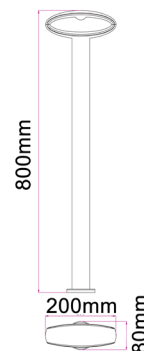
▲ HORUS1



▲ HORUS2



▲ HORUS3



▲ HORUS4

PART No.	DESCRIPTION	KELVIN (K)	LUMENS (LM)	WATT (W)	CRI	WEIGHT (KG)	BOX (CM)	CARTON QTY
HORUS1	WALL LED 240V S/M Matt Black Crescent	3000	364	9	>80	0.7	22x13x9	1/8
HORUS2	BOLLARD LED Matt Black Open Oval Short H300mm	3000	368	9	>80	0.86	32x21x9	1/8
HORUS3	BOLLARD LED Matt Black Open Oval Med H500mm	3000	350	9	>80	1.2	52x21x9	1/4
HORUS4	BOLLARD LED Matt Black Open Oval Long H800mm	3000	355	9	>80	1.63	82x21x9	1/4

*HORUS2-4 are not for use inground.

*These bollards are designed for mounting on a solid surface such as a concrete path or sturdy timber decking

*To avoid disappointment and warranty problems, please ensure the IP rating of the chosen product is relevant for the intended use.

*Must be installed by a licenced electrician (Installation instructions sheet provided in each product box)