

# 5A

250 V  
U MAXI

## CONNECTOR PNCX



MARECHAL ELECTRIC FRANCE

Ex II 2 G D      Ex e IIC      T6 Gb  
Ex tb IIIC      T72 °C Db  
-20 °C ≤ Ta ≤ +70 °C  
IECEx LCIE 16.0001X/LCIE 16 ATEX 3001X



IP66  
IP67  
IP69



0,75 mm<sup>2</sup>  
2,5 mm<sup>2</sup>



GRP



IK08



-20 °C  
+70 °C



ATEX



1, 2,  
21, 22

### OTHER FEATURES

Impulse withstand voltage	5 kV
Contact resistance	<2 mΩ
Casing/insulator	Glass reinforced thermoplastics UL94 V-0
Load cycles	> 2 000 cycles
Salt mist	50 000 hours

### STANDARDS

International and European IEC/EN standards	61984, 60529, 62262, 60079-0, 60079-7 and 60079-31
Protection mode	e, tb



# REFERENCES AND ACCESSORIES






Coupler socket and plug caps are fitted as standard.

			<b>SOCKET-OUTLET</b> female (with lock nut) <b>PNCX</b>		<b>INLET</b> male (with lock nut) <b>PNCX</b>	
250 V AC	4P+T			06E4007		06E8007
		<b>CABLE OUTER Ø</b>	<b>COUPLER SOCKET</b> female <b>PNCX</b>		<b>PLUG</b> male <b>PNCX</b>	
250 V AC	4P+T	10-14 mm*		06E3007		06E1007

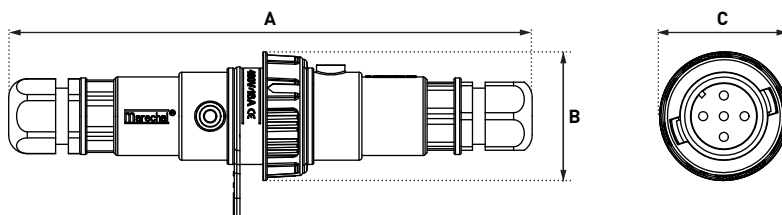
\* Ø Smaller diameters on-request.

OPTIONS	Reference
<b>PROTECTIVE CAPS</b>	
 Socket-outlet cap	01EA125
Inlet cap	01EA126
<b>ADAPTER PLATE FOR DXN1 ACCESSORIES (SEE PAGE 235)</b>	
	251A457-E

HANDLE	Input/Cable outer Ø	Reference
<b>WITH INLET WITHOUT CABLE GLAND</b>		
 M20	M20	06E1007417
<b>WITH SOCKET-OUTLET WITHOUT CABLE GLAND</b>		
 M20	M20	06E3007417

CABLE GLAND	Input/Cable outer Ø	Reference
	5 - 9 mm	9PEM20EX-RED

# DRAWINGS AND DIMENSIONS



A	B	C
185	45	45