



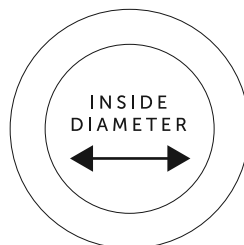
## RING SIZE GUIDE

---

This guide should be used with an existing, simple and closed band ring.  
For best results use a ring with a similar band width.


1. Please print this guide out to 100% - ensure that page scaling is set to none on the printing setting box. Check this by measuring the line below once printed. It should be 5cm.

### USING A PLAIN BAND

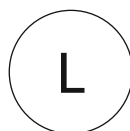


5CM LINE

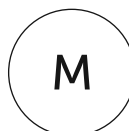
2. Using your existing band, place it on the diagram below and match the inside edge of the ring to the circle nearest to the size.
3. The letter that fits best within the circle, is your ring size. If your ring falls somewhere between two sizes you should choose the larger size.



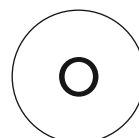
15.49 mm



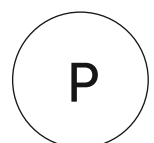
16.31 mm



16.71 mm



17.53 mm



17.93 mm